

# Family Migration

The Family Stream of Australia's Migration Programme enables the migration of immediate family members such as spouses, children, parents and certain other members of extended families. Migrants in the Family Stream are selected on the basis of their family relationship with their sponsor in Australia. There is no test for skills or language ability as there is for Skilled Stream migrants.

The Family Stream has grown from 32,040 places in 1998–99 to 45,290 places in 2005–06. This reflects the continuing strong commitment to family migration. Over the same period, however, the Family Stream's share of the Migration Programme fell from 47.2 to 31.9 per cent as the Skill Stream grew at a much faster rate. The shift in the balance of the Migration Programme reflects a growing focus on skilled migration and its contribution towards Australia's social and economic welfare.

In 2005–06, the largest number of Family Stream visas were granted to citizens of the UK (15.4 per cent), followed by the PRC (11.1 per cent), India (5.8 per cent) and the Philippines (5.4 per cent).

The planned level for the Family Stream in 2006–07 is 46,000 places, which represents 31.9 per cent of the total Migration Programme (at the top of the range of planned outcomes).

## Partner

Partner visas include the spouse, prospective marriage (fiancé) and interdependency visa subclasses. In 2005–06, partners accounted for 80.3 per cent (36,370 persons) of Family Stream places. Most of the partner places were spouse (29,770), with 6,040 prospective marriage and 570 interdependency (generally same sex partner).

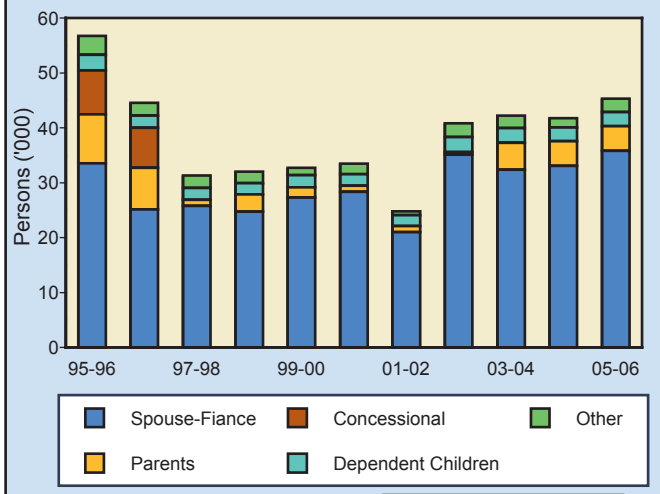
In 2005–06, the largest number of partner places was for people who held citizenship in the UK (15.0 per cent), followed by the PRC (9.5 per cent), India (6.1 per cent), the Philippines (5.5 per cent) and Viet Nam (5.1 per cent).

Women outnumbered men as primary applicants in the grant of spouse and prospective marriage visas in 2005–06; females accounted for 65.9 per cent of places. However, men outnumbered women as the primary applicants in the grant of interdependency visas, accounting for 61.2 per cent of these places.

Although persons granted partner visas in 2005–06 included some 220 applicants aged 65 years or over, most were much younger. While prospective marriage visa recipients were generally younger than spouse and interdependency visa recipients, almost 82 per cent of primary applicants in all three visa categories were aged between 20 and 39 years. In 2005–06, partner visa holders also brought with them 4,220 dependants, mainly children, (mostly under 19) who migrated as secondary applicants on partner visas.

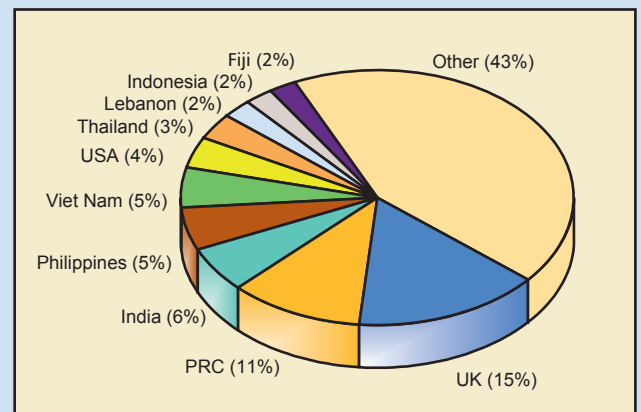
As at June 2006, median processing times for partner visa applications at DIMA offices in Australia and overseas posts were approximately 3.2 months and 5.1 months respectively.

Fig. 2-12: Family Stream Outcomes by Visa



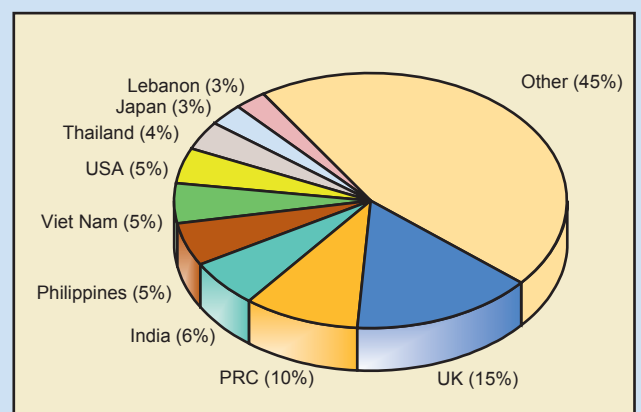
Source Data: MPMS and IMIRS

Fig. 2-13: Family Stream Outcomes by Country of Citizenship 2005–06



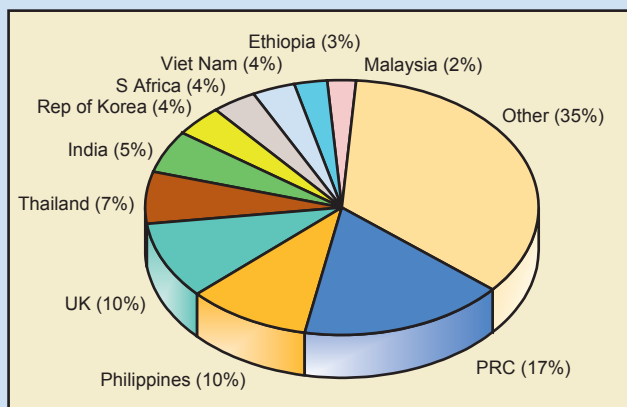
Source Data: MPMS and IMIRS

Fig. 2-14: Partner Outcomes by Citizenship 2005–06



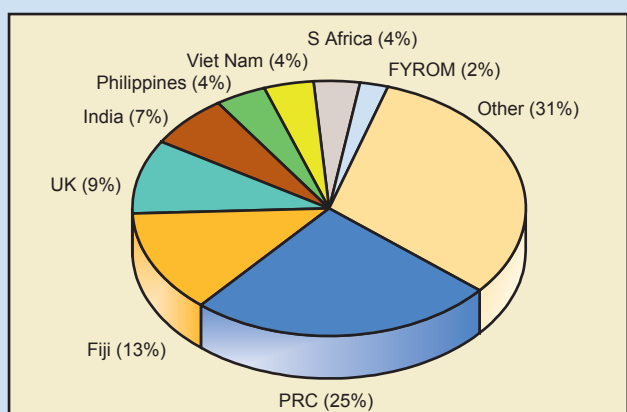
Source Data: MPMS and IMIRS

**Fig. 2-15: Child Outcomes by Country of Citizenship 2005–06**



Source Data: MPMS and IMIRS

**Fig. 2-16: Parent Outcomes by Country of Citizenship (Non-Contributory) 2005–06**



Source Data: MPMS and IMIRS

## Child

The child category includes visas for dependent children, orphan relatives and adopted children. In 2005–06, a total of 2,550 visas were granted (a 2.4 per cent increase on the 2004–05 total of 2,490) which represented 5.6 per cent of grants in the Family Stream.

In 2005–06, the largest number of visas in the child category was granted to citizens of the PRC (16.9 per cent), followed by the Philippines (10.1 per cent), the UK (9.8 per cent) and Thailand (6.6 per cent).

## Preferential / Other Family

The Preferential/Other Family category includes visas for aged dependent relatives, remaining relatives and carers. In 2005–06, a total of 1,870 visas were granted in the Other Family category, representing 4.1 per cent of the Family Stream outcome grants. Of these grants, around 70 per cent were remaining relatives, 24 per cent were carers and 6 per cent were aged dependent relatives. This compares with a total of 1,690 visas granted in the Other Family category in 2004–05, representing 4.1 per cent of Family Stream places.

In 2005–06, the largest number of visas in the Preferential/Other Family category was granted to citizens of the UK (12.9 per cent), followed by the PRC (11.4 per cent), Viet Nam (7.9 per cent) and the Philippines (7.2 per cent).

## Parents

Since 1999–2000, the Australian government has limited the number of parent places available to parents each year. This followed research indicating that migrants in the parent category pose a relatively high ongoing cost to the Australian community. In 2003–04 the contributory parent category was introduced thus creating two distinct parent visa categories.

### Parents (non-contributory)

In 2005–06, 1,000 (non-contributory) parent visas were granted - the same outcome as in 2004–05.

In 2005–06, the largest number of parent non-contributory visas was granted to citizens of the PRC (25.2 per cent), followed by Fiji (13.1 per cent), the UK (9.4 per cent), and India (6.7 per cent).

At 30 June 2006, some 20,870 persons remained in the parent pipeline with some 17,160 (82.2 per cent) in the queue. The offshore component of this pipeline is around 15,950 persons while around 4,920 persons are in the onshore component. This compares with 14,740 and 5,450 respectively at the end of 2004–05.

## Parents (contributory)

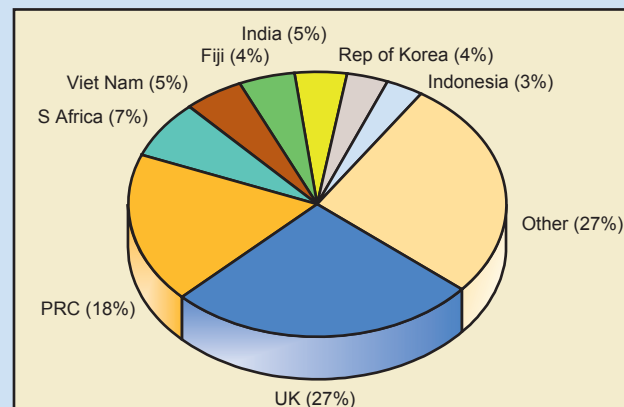
Legislation making provision for the contributory parent migration category was passed by Parliament in March 2003 and commenced on 27 June 2003 (offshore applicants) and 1 July 2003 (onshore applicants).

This category substantially increases the number of places available for parents to migrate each year on the basis that they or their sponsor make a fairer contribution to their health and welfare costs. In the contributory category, parents are required to pay a more substantial second visa application charge, and a ten-year \$10,000 Assurance of Support bond for the main applicant and \$4,000 for adult secondary applicants.

In 2005–06, 3,500 contributory parent visas were granted. Of these, the largest number of visas was granted to citizens of the UK (26.5 per cent), followed by the PRC (18.4 per cent), South Africa (7.1 per cent) and Viet Nam (5.1 per cent).

All applications for parent visas previously lodged at overseas offices are now processed centrally at the Perth Offshore Parents Centre (POPC). This includes applications for the contributory parent category. Economies of scale and specialisation have enabled POPC to develop more efficient and effective processing procedures.

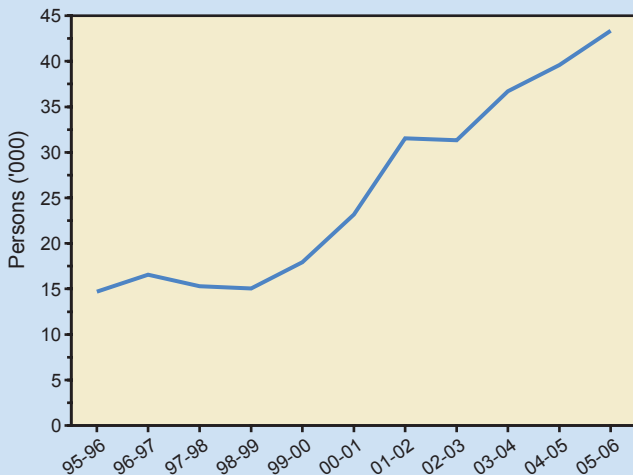
**Fig. 2-17: Parent Outcomes by Country of Citizenship (Contributory) 2005–06**



Source Data: MPMS and IMIRS

# Onshore Residence Outcomes

**Fig. 2-18: Onshore Residence Outcomes**

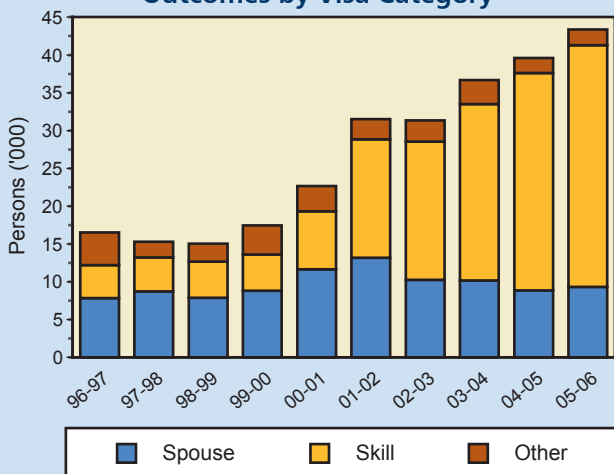


Source Data: IMIRS

While the majority of people still apply for migration while they are overseas, an increasing number of people already in Australia on a temporary visa are applying onshore for a permanent visa. People granted residence on a skill, family or special eligibility basis after arrival in Australia, are included in the Migration Programme. Permanent visas may be granted onshore to applicants for most Family Stream categories, except fiancés, and to some Skill Stream categories, including the Employer Nomination Scheme, the Regional Sponsored Migration Scheme, and the Business Skills category. Overseas students completing their courses in Australia can also apply onshore for permanent residence in the Skill Stream.

In 2005–06, the Migration Programme included 43,363 persons granted residence after applying in Australia for a permanent visa, representing 30.3 per cent of the outcome of the Migration Programme.

**Fig. 2-19: Onshore Residence Outcomes by Visa Category**

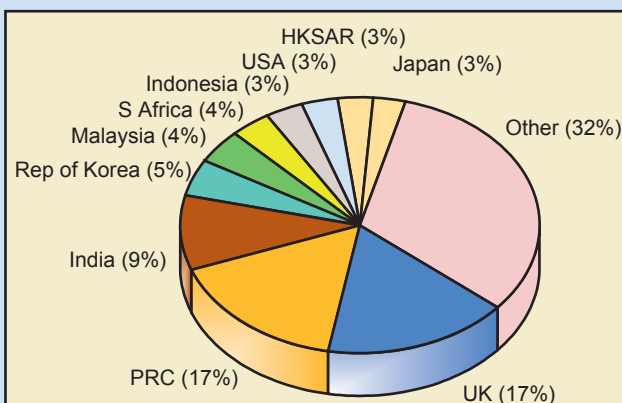


Source Data: IMIRS

In 2005–06, some 17,896 visas were granted in Australia to successful overseas students in General Skilled Migration categories under provisions introduced on 1 July 2001. This is an increase of 8.6 per cent over the outcome for 2004–05. In addition, there has been a 15.1 per cent increase in the total Employer Nominations onshore (included in the Skill Stream in Figure 2-4) over 2005–06. This increase reflects the rise in the number of skilled workers coming to Australia on temporary visas who later apply for permanent visas, sponsored by their employer in Australia. Chapter 5, Temporary Entry, has more details about these temporary visas.

In 2005–06, the main countries of citizenship for people granted onshore residence visas were the UK (16.7 per cent), the PRC (16.5 per cent), India (9.4 per cent), the Republic of Korea (4.6 per cent), Malaysia (4.3 per cent) and South Africa (3.6 per cent).

**Fig. 2-20: Onshore Residence Outcomes by Country of Citizenship 2005–06**



Source Data: IMIRS