


Chapter 4

New Zealand Movement

- At 30 June 2005, an estimated 449,000 New Zealand citizens were present in Australia, an increase of 1.1 per cent compared to the previous year.
- In 2004-05, the New Zealand-born in Australia had a higher participation rate in the labour market than the Australia-born (76.3 per cent compared with 68.2 per cent).
- The New Zealand-born in Australia had an unemployment rate of 4.7 per cent, the same as that of the Australia-born in 2004-05.
- The level of permanent migration from New Zealand is currently around half its peak of 2000-01.



New Zealand Movement

The Trans-Tasman Travel Agreement

Since the 1920s there has been virtually unrestricted movement of people between Australia and New Zealand under various reciprocal entry arrangements. In 1973, the Trans-Tasman Travel Arrangement was introduced which allows Australian and New Zealand citizens to enter each others' country freely to visit, live, work and remain indefinitely without the need to apply formally for authority to enter the other country.

On arrival in Australia, New Zealand passport holders are granted a Special Category Visa in the immigration clearance process. As with all visa applicants, New Zealand citizens must satisfy certain health and character requirements. A Special Category Visa remains valid for as long as its holder remains in Australia.

The size of the movement of New Zealanders to and from Australia responds to relative economic conditions in Australia and New Zealand such as differences in relative real incomes and employment opportunities. Traditionally, the number of New Zealanders in Australia increases in times of relative economic buoyancy in Australia and declines when economic conditions are slower.

The net permanent and long-term movement of New Zealanders to Australia has risen steadily throughout the last decade, from less than 3,000 in 1991-92 to just over 30,000 in 1999-2000, and 38,949 in 2000-01. However, numbers dropped to 11,591 in 2002-03 in line with the improved New Zealand economy and changes to social security arrangements for New Zealanders in Australia. In 2003-04 this figure increased to 14,165, and in 2004-05 increased yet again to 19,998.

At 30 June 2005, an estimated 449,000 New Zealand citizens were present in Australia, a decrease from about 460,000 in the previous three years. 245,000 New Zealanders (or 54.6 per cent) had been in Australia for 12 months or more.

62.8 per cent of the stock of New Zealanders described themselves as Australian residents on incoming passenger cards, compared to over 80 per cent in 2003-04.

New Zealand Visa Grants

From 26 February 2001, unless covered by special transitional provisions, New Zealand citizens are required to obtain formal Australian permanent residence status if they wish to access certain social security payments, obtain Australian citizenship or sponsor people for permanent residence. These changes do not affect the Trans-Tasman Travel Arrangement. The Special Category Visa remains the primary means by which New Zealand citizens travel to and stay in Australia. New Zealand citizens coming to Australia permanently do not enter as part of Australia's annual Migration Program, but are included in settler arrival and net overseas migration figures.

The changes of 26 February 2001 have led to a small number of applications for permanent visas by New Zealand citizens.

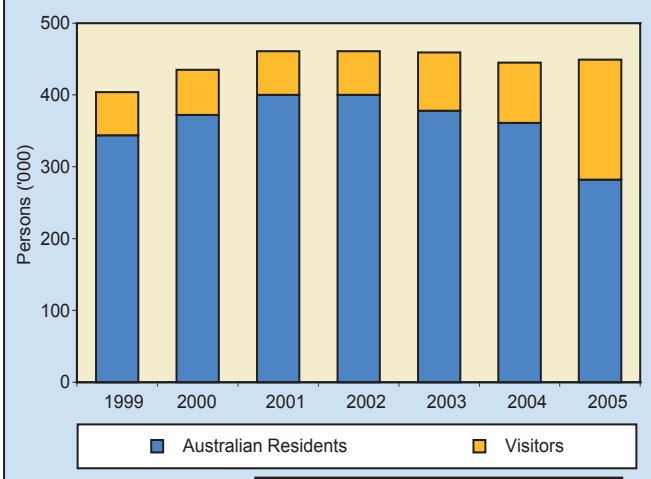
Three new onshore permanent visa subclasses were created specifically to allow New Zealand citizens and their dependent family members to apply onshore for General Skilled Migration. In 2004-05, there were 273 visa grants to New Zealand citizens in these subclasses.

In other onshore permanent visa subclasses in 2004-05, a total of 338 visas were granted to New Zealand citizens, including 144 in the spouse category and 118 in the Employer Nomination/Labour Agreement category.

In relation to offshore permanent visas, in 2004-05, a total of 140 visas were granted to New Zealand citizens, including 58 in the Skilled Independent category, 24 in the spouse category, 21 in the Skilled Australian Sponsored category and 12 in the Employer Nomination/Labour Agreement category.

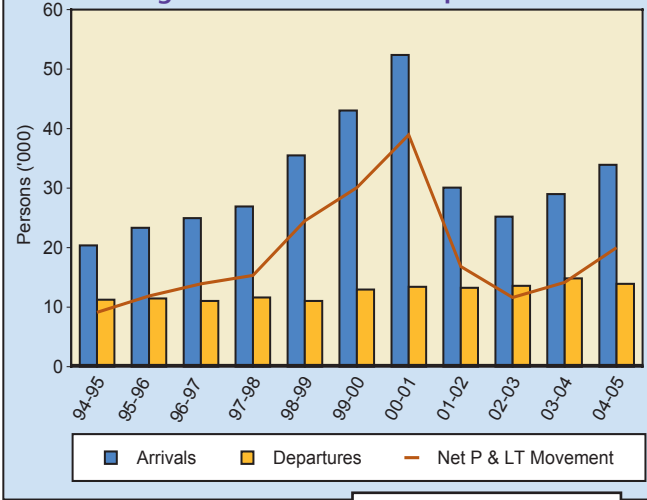
A temporary visa, the New Zealand Citizen Family Relationship visa, was created in 2001 to enable non-New Zealand citizen family members to accompany Special Category Visa holders to Australia and/or allow them to remain onshore lawfully with work rights. 499 of these visas were granted in 2004-05, compared to 440 in 2003-04 and 433 in 2002-03.

Fig. 4-1: Stock Estimate of NZ Citizens in Australia at 30 June



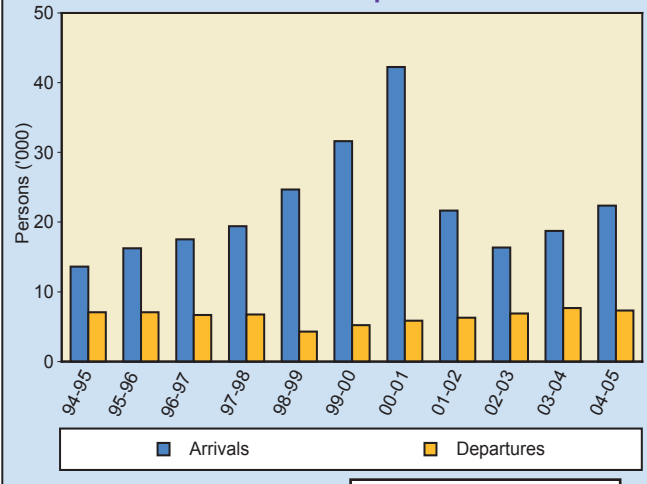
Source Data: Stock of Temporary Entrants DIMIA

Fig. 4-2: NZ Citizen Permanent and Long-Term Arrivals and Departures



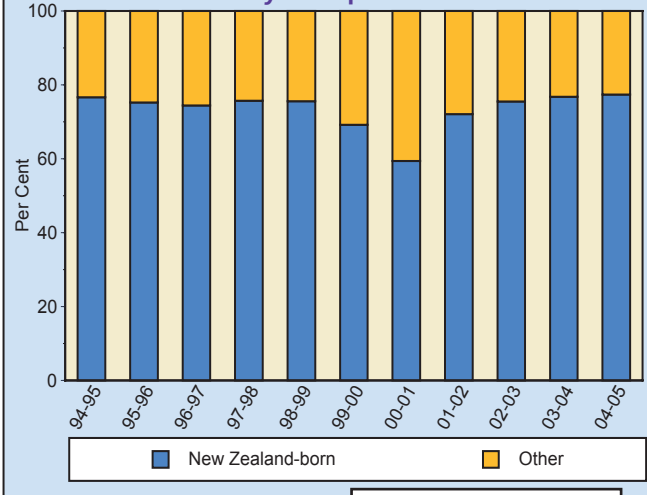
Source Data: OAD Statistics, DIMIA

Fig. 4-3: NZ Citizen Permanent Arrivals and Departures



Source Data: OAD Statistics, DIMIA

Fig. 4-4: NZ Citizen Permanent Arrivals by Birthplace



Source Data: OAD Statistics, DIMIA

Arrivals of New Zealand Citizens

In 2004-05 a total of 1,300,322 New Zealand citizens came to Australia, an increase of 172,135 (or 15.4 per cent) from 1,128,187 in the previous year. This increase was mainly due to an increase in the number of short term (a visit of less than 12 months) visitors and Australian resident arrivals to Australia.

Permanent & Long-term Movement

In 2004-05 a total of 33,903 New Zealand citizens came to Australia permanently or as long-term (12 months or more) arrivals. This represented an increase of 16.8 per cent or 4,899 persons from the 29,004 permanent and long-term arrivals in 2003-04.

New Zealand citizen permanent and long-term arrivals were made up of 22,379 (or 66.0 per cent) permanent arrivals and 11,524 (or 34.0 per cent) long-term arrivals.

In 2004-05 there were 13,905 permanent and long-term departures of New Zealand citizens from Australia, a decrease on 2003-04 of 934 (or 6.3 per cent). Compared with the previous year, permanent departures decreased to 7,316 (down 4.7 per cent), while long-term departures decreased to 6,589, a decrease of 8.0 per cent.

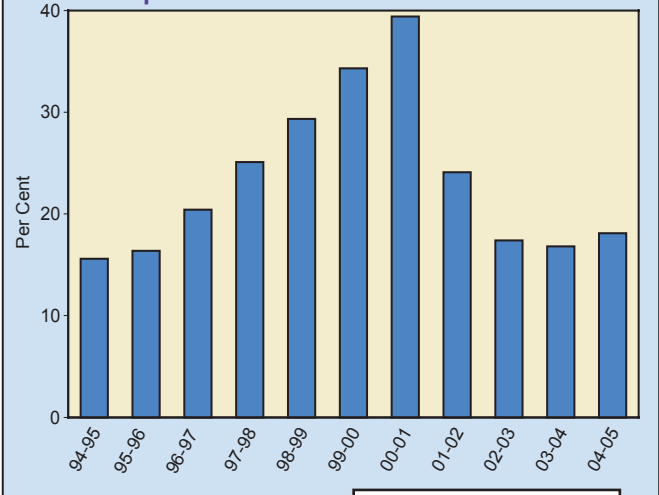
Permanent Arrivals

The overall number of NZ citizens migrating to Australia increased consistently during the 1990s from less than 5,000 in 1990-91 to 42,254 in 2000-01. However, this figure dropped to 16,364 in 2002-03, before increasing to 22,379 in 2004-05.

This large fall was probably influenced by the Australian and New Zealand Governments' new bilateral social security arrangements announced on 26 February 2001.

But the fall also coincided with the improved New Zealand economy. In recent years, the New Zealand labour market has improved significantly with strong employment growth, lower

Fig. 4-5: NZ Citizen Permanent Arrivals as a Proportion of All Permanent Arrivals



Source Data: OAD Statistics, DIMIA

unemployment rates and higher wages growth, especially in the public sector.

Since the mid-1990s the proportion of New Zealand citizen permanent arrivals that were not born in New Zealand had been around 24 per cent. In 1999–2000 the proportion rose to 31 per cent, which corresponded with a sharp increase in the number of immigrants arriving in New Zealand three to five years earlier. This proportion has dropped back to 23 per cent in 2004-05, in line with a fall in immigration to New Zealand.

Of those NZ citizens who were not born in New Zealand:

- the proportion of those born in Oceania decreased to 23 per cent in 1999–2000 and then increased to 31 per cent in 2004-05 (45 per cent of these were born in Samoa);
- the proportion of those born in Asia increased from 24 per cent in 1997–98 to 45 per cent in 1999–2000 and decreased to 27 per cent in 2004-05;
- the proportion of those born in South Africa was 9 per cent in 2004-05.

In absolute numbers there was a fall from 9,744 non-NZ-born NZ citizen settlers in 1999–2000 to 5,068 in 2004-05, and a fall from 4,406 Asia-born NZ settlers in 1999–2000 to 1,381 in 2004-05.

Long-term Arrivals

In 2003–04 there were 10,286 long-term arrivals, a decrease of 16.7 per cent on the previous year. However, the number increased to 11,524 in 2004-05. Of this 9,355 (81.2 per cent) were long-term visitors. The remaining 2,169 long-term arrivals were residents returning to Australia. The number of long-term residents returning to Australia has remained relatively constant over the last ten years. Changes to total long-term arrivals in this period has therefore been largely due to changes in the number of long-term visitors.

New Zealanders in the Labour Market

At June 2005, the New Zealand-born in Australia had a high participation rate (76.3 per cent) compared with the Australia-born (68.2 per cent) and all migrants from the Main English Speaking Countries (MESC) (64.9 per cent). This is partly related to the concentration of New Zealanders in the young adult age groups.

Also at June 2005, the New Zealand-born had an unemployment rate of 4.7 per cent, the same as that for Australia-born and slightly higher than the 4.1 per cent for MESC migrants.

According to the 2001 Census, the largest numbers of New Zealand-born were employed in the major industry sectors of Manufacturing (13.7 per cent of employed New Zealand-born), Property and Business Services (12.8 per cent), Retail Trade (12.7 per cent), and Health and Community Services (9.5 per cent).

