

## Chapter 4

### New Zealand Movement

- The net permanent and long-term movements of New Zealanders dropped sharply to 16,817 in 2001-02 and to 11,591 in 2002-03, in line with the improved New Zealand economy and changes to social security arrangements for New Zealanders in Australia. In 2003-04 these movements increased to 14,165.
- The changes of February 2001 to the bilateral social security arrangements between Australia and New Zealand have led only to a small number of applications for permanent visas by New Zealand citizens.
- At 30 June 2004, an estimated 445,000 New Zealand citizens were present in Australia, a decrease of 3.3 per cent on a year earlier.
- The New Zealand-born in Australia had a higher participation rate in the labour market than the Australia-born (77.7 per cent compared with 67.4 per cent).
- The New Zealand-born in Australia had a lower unemployment rate than the Australia-born (3.9 per cent compared with 5.6 per cent).



# New Zealand Movement

## The Trans-Tasman Travel Agreement

Since the 1920s there has been virtually unrestricted movement of people between Australia and New Zealand under various reciprocal entry arrangements. In 1973, the Trans-Tasman Travel Arrangement was introduced which allows Australian and New Zealand citizens to enter each others' country freely to visit, live, work and remain indefinitely without the need to apply formally for authority to enter the other country.

The size of the movement of New Zealanders to and from Australia responds to relative economic conditions in Australia and New Zealand such as differences in relative real incomes and employment opportunities. Traditionally, the number of New Zealanders in Australia increases in times of relative economic buoyancy in Australia and declines when economic conditions are slower.

The net permanent and long-term movement of New Zealanders has risen steadily throughout the last decade, from less than 3,000 in 1991-92 to just over 30,000 in 1999-2000, and 38,949 in 2000-01. However, numbers dropped to 16,817 in 2001-02 and to 11,591 in 2002-03 in line with the improved New Zealand economy and changes to social security arrangements for New Zealanders in Australia. In 2003-04 this figure increased to 14,165.

At 30 June 2004, an estimated 445,000 New Zealand citizens were present in Australia, a decrease from about 460,000 in the previous three years. 254,000 New Zealanders (or 57 per cent) had been in Australia for 12 months or more. Over 80 per cent of this stock of New Zealanders describe themselves as Australian residents on incoming passenger cards.

## New Zealand Visa Grants

On 26 February 2001, the Australian and New Zealand Governments announced new bilateral social security arrangements. Under these arrangements, and unless covered by special transitional provisions, New Zealand citizens are required to obtain formal Australian permanent residence status if they wish to access certain social security payments, obtain Australian citizenship or sponsor people for permanent residence. These changes do not affect the Trans-Tasman Travel Arrangement, which remains the primary means by which New Zealand citizens travel to and stay in Australia.

New Zealand citizens coming to Australia permanently do not enter as part of Australia's annual Migration Program, but are included in settler arrival and net overseas migration figures.

The changes of 26 February 2001 have led to a small number of applications for permanent visas by New Zealand citizens.

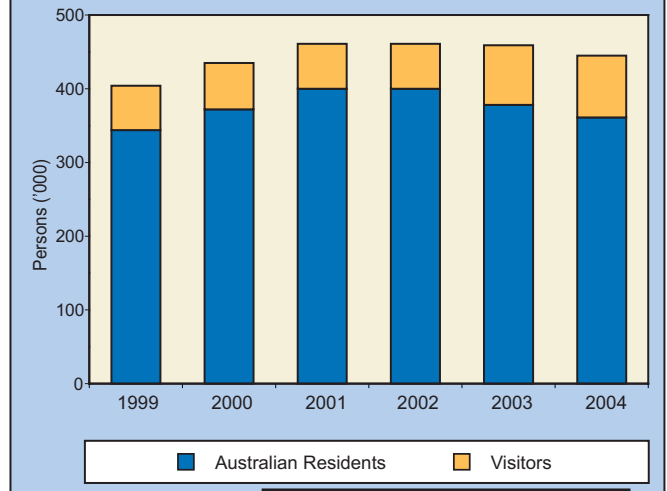
- Three new onshore permanent visa subclasses were created specifically to allow New Zealand citizens to apply onshore for General Skilled Migration. In 2003-04, there were 103 visa grants in these subclasses (an increase from 46 visa grants in 2002-03).
- In other onshore permanent visa subclasses, in 2003-04, a total of 253 visas were granted to New Zealand citizens, including 128 in the Employer Nomination/Labour Agreement category and 93 in the spouse category.
- In relation to offshore permanent visas, in 2003-04, a total of 149 visas were granted to New Zealand citizens, including 24 in the Employer Nomination/Labour Agreement category, 66 in the Skilled Independent category and 26 in the spouse category.

A new temporary visa (New Zealand Citizen Family Relationship) was created in 2001 to enable non-New Zealand citizen family members to accompany Special Category Visa holders to Australia and/or allow them to remain onshore lawfully with work rights. In 2002-03, 433 of these visas were granted (280 offshore, 153 onshore). The top two countries of birth of applicants were the United Kingdom and South Africa. In 2003-04, 440 of these visas were granted (278 offshore, 162 onshore).

## Arrivals of New Zealand Citizens

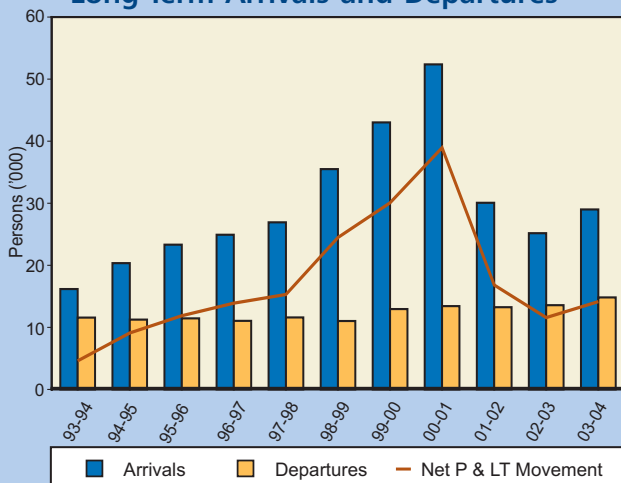
In 2003-04, a total of 1,128,187 New Zealand citizens came to Australia, an increase of 163,295 (or 16.9 per cent) from 964,892 in the previous year. This increase was mainly due to an increase in the number of short term (a visit of less than 12 months) visitors and arrivals to Australia of New Zealanders who are Australian residents.

Fig. 4-1: Stock Estimate of NZ Citizens in Australia at 30 June



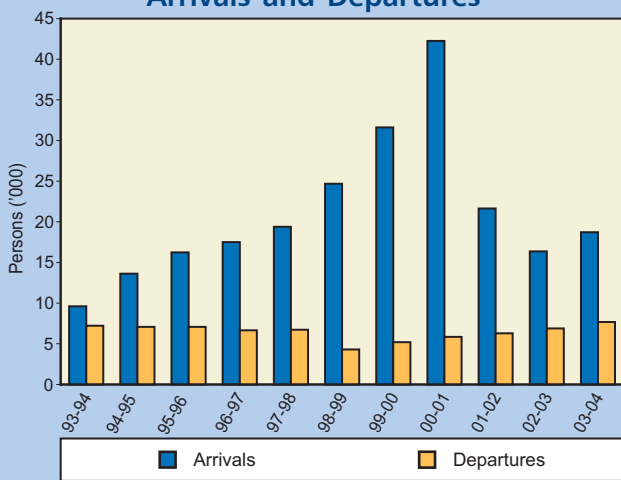
Source Data: Stock of Temporary Entrants DIMIA

**Fig. 4-2: NZ Citizen Permanent and Long-Term Arrivals and Departures**



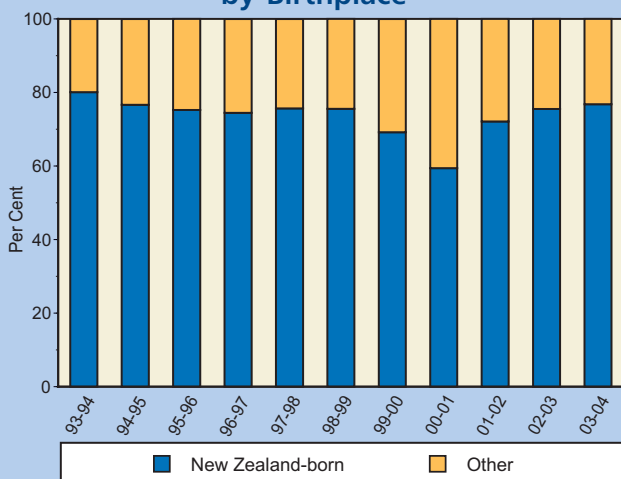
Source Data: OAD Statistics, DIMIA

**Fig. 4-3: NZ Citizen Permanent Arrivals and Departures**



Source Data: OAD Statistics, DIMIA

**Fig. 4-4: NZ Citizen Permanent Arrivals by Birthplace**



Source Data: OAD Statistics, DIMIA

## Permanent & Long-term Movement

In 2003-04 a total of 29,004 New Zealand citizens came to Australia permanently or as long-term (12 months or more) arrivals. This represented an increase of 15.2 per cent or 3,825 persons from the 25,179 permanent and long-term arrivals in 2002-03.

New Zealand citizen permanent and long-term arrivals were made up of 18,718 (or 64.5 per cent) permanent arrivals and 10,286 (or 35.5 per cent) long-term arrivals.

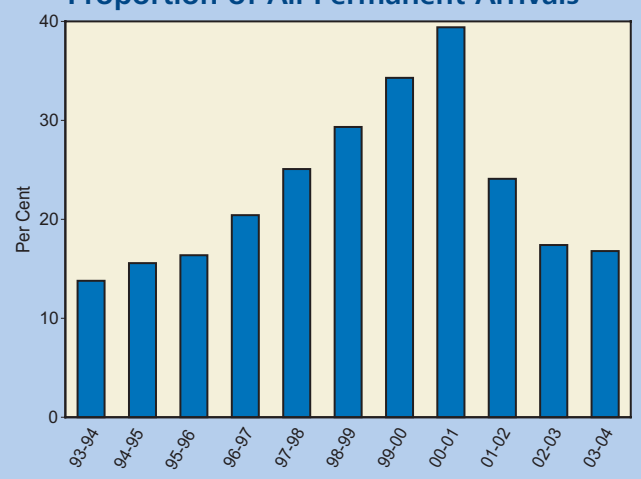
In 2003-04 there were 14,839 permanent and long-term departures of New Zealand citizens from Australia, an increase on 2002-03 of 1,251 (or 9.2 per cent). Compared with the previous year, permanent departures increased to 7,676 (up 11.5 per cent), while long-term departures increased to 7,163, an increase of 6.8 per cent.

## Permanent Arrivals

The overall number of New Zealand citizens migrating to Australia increased consistently during the 1990s from less than 5,000 in 1990-91 to 19,393 in 1997-98 and 42,254 in 2000-01. However, this dropped to 21,644 in 2001-02 and to 16,364 in 2002-03, before increasing to 18,718 in 2003-04.

This large fall was probably influenced by the Australian and New Zealand Governments' new bilateral social security arrangements announced on 26 February 2001 but the fall also coincided with the improved New Zealand economy. In recent years, the New Zealand labour market has improved significantly with strong employment growth, lower unemployment rates and higher wages growth, especially in the public sector.

**Fig. 4-5: NZ Citizen Permanent Arrivals as a Proportion of All Permanent Arrivals**



Source Data: OAD Statistics, DIMIA

Since the mid-1990s the proportion of New Zealand citizen permanent arrivals who were not born in New Zealand had been around 24 per cent. In 1999–2000 the proportion rose to 31 per cent, which corresponded with a sharp increase in the number of immigrants arriving in New Zealand three to five years earlier. This proportion dropped back to 28 per cent in 2001–02, and to 23 per cent in 2003–04, in line with a fall in immigration to New Zealand.

Of those New Zealand citizens who were not born in New Zealand:

- the proportion of those born in Oceania decreased from 33 per cent in 1997–98 to 23 per cent in 1999–2000 and then increased to 26 per cent in 2003–04 (over half were born in Samoa);
- the proportion of those born in Asia increased from 24 per cent in 1997–98 to 45 per cent in 1999–2000 and decreased to 29 per cent in 2003–04;
- the proportion of those born in South Africa was 6 per cent in 2003–04.

In absolute numbers there was a fall from 9,744 non-New Zealand-born NZ citizen settlers in 1999–2000 to 4,335 in 2003–04, and a fall from 4,381 Asia-born NZ settlers in 1999–2000 to 1,246 in 2003–04.

### Long-term Arrivals

In 2001–02, there were 8,424 long-term arrivals, a decrease of 16.7 per cent on the previous year. However, the number increased to 8,815 (4.6 per cent) in 2002–03 and to 10,286 (16.7 per cent) in 2003–04. Of this most recent group, 8,045 (78.2 per cent) were long-term visitors. The remaining 2,241 long-term arrivals were residents returning to Australia. The number of long-term residents returning to Australia has remained relatively constant over the last ten years. Changes to total long-term arrivals in this period has therefore been largely due to changes in the number of long-term visitors.

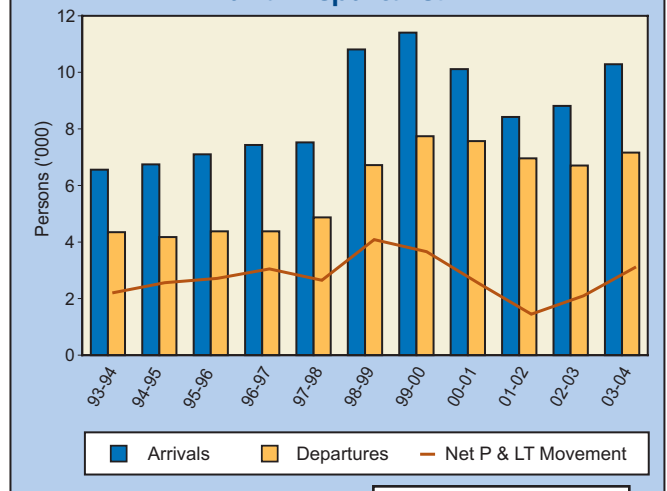
### New Zealanders in the Labour Market

At June 2004, the New Zealand-born in Australia had a high participation rate (77.7 per cent) compared with the Australia-born (67.4 per cent) and all migrants from the Main English Speaking Countries (MESC) (63.8 per cent). This is partly related to the concentration of New Zealanders in the young adult age groups.

At June 2004, the New Zealand-born had an unemployment rate of 3.9 per cent, lower than the 5.6 per cent for the Australia-born and slightly higher than the 3.8 per cent for MESC migrants.

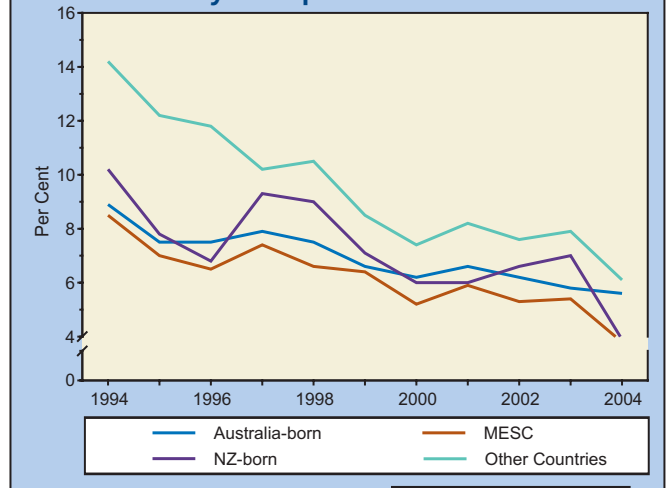
According to the 2001 Census, the largest numbers of New Zealand-born were employed in the major industry sectors of Manufacturing (13.7 per cent of employed New Zealand-born), Property and Business Services (12.8 per cent), Retail Trade (12.7 per cent), and Health and Community Services (9.5 per cent).

Fig. 4-6: NZ Citizen Long-Term Arrivals and Departures



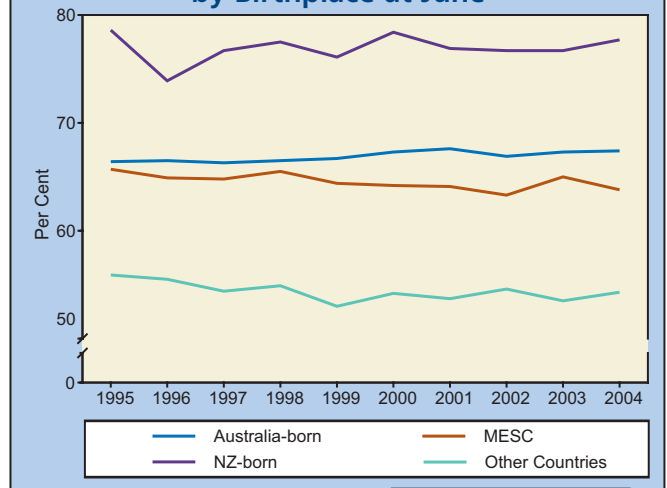
Source Data: OAD Statistics, DIMIA

Fig. 4-7: Unemployment Rates by Birthplace at June



Source Data: ABS Labour Force

Fig. 4-8: Participation Rates by Birthplace at June



Source Data: ABS Labour Force