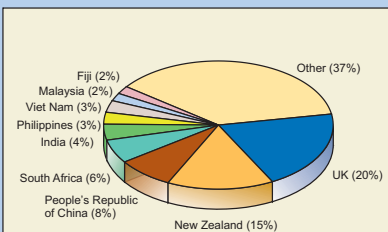


CITIZENSHIP, MULTICULTURAL AFFAIRS & SETTLEMENT SERVICES


Former Country of Citizenship of Persons
Conferred Australian Citizenship
2003-04



Of the more than 900,000 permanent residents currently eligible to acquire Australian citizenship, more than half are from just two countries – the United Kingdom and New Zealand.

About 75% of those born overseas and residentially eligible have acquired citizenship.

FURTHER INFORMATION



Information in this *Immigration Snapshot* pamphlet is a brief summary of what is available in the publication *Population Flows: Immigration Aspects 2003-04*.

This publication is available from the Department's website at <http://www.immi.gov.au/publications.htm>. Requests for copies of *Population Flows* can be addressed to eda@immi.gov.au.

Detailed statistical information can be obtained from <http://www.immi.gov.au/statistics/index.htm>.

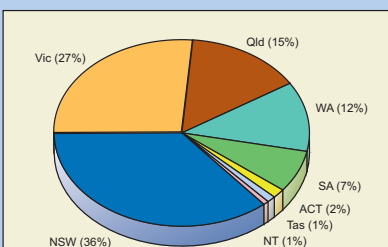
The Department's website also provides details of its research activities at:-

<http://www.immi.gov.au/research/index.htm>.

Besides the information mentioned above, the Department's website at www.immi.gov.au contains a wide variety of information on Departmental activities.

MIGRATION FLOWS TO THE STATES

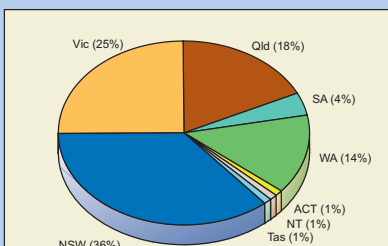
Overseas-born Population by State
2001 Census



The highest proportion of overseas-born was in Western Australia, followed by New South Wales and Victoria.

People from the United Kingdom form the largest migrant group in every State and Territory.

Settler Arrivals by State
2003-04



At 36 per cent, the New South Wales' share of total settler arrivals to Australia in 2003-04 was the smallest since 1983-84.

Northern Territory received the highest proportion of Family settler arrivals (38.3 per cent of total). Western Australia received the highest proportion of Skill Stream settler arrivals (63.9 per cent of total).



Australian Government

Department of Immigration and
Multicultural and Indigenous Affairs

IMMIGRATION SNAPSHOT 2003-04

What happened in 2003-04....

- ✦ Australia's population reached 20.1 million at the end of June 2004.
- ✦ The outcome for the 2003-04 Migration Program was 114,360, the largest and most highly skilled Program in the past decade. It represented a 5.8 per cent increase on the 2002-03 outcome.
- ✦ In 2003-04, 76.7 per cent of migrants who were in the labour force prior to migrating were skilled.
- ✦ There were 13,851 visas granted under the Humanitarian Program in 2003-04. Of this number, 788 were Protection Visas granted onshore.
- ✦ At 36 per cent, the New South Wales' share of total settler arrivals to Australia in 2003-04 was the smallest since 1983-84.
- ✦ 3.5 million visitor visas were issued in 2003-04. International tourism contributes around \$17 billion in export earnings annually.
- ✦ A record 171,616 visas were granted to overseas students in 2003-04. International education contributes nearly \$6 billion in export earnings annually.
- ✦ The take up rate of Australian citizenship has risen steadily over the past 15 years. About 75 per cent of those born overseas and residentially eligible have acquired citizenship.



Australian Government

Department of Immigration and
Multicultural and Indigenous Affairs

Immigration Snapshot was prepared by
Economic and Demographic Analysis Section
Migration Branch
Department of Immigration and Multicultural and Indigenous Affairs

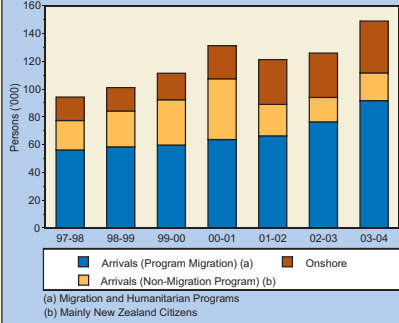
The Department's website at www.immi.gov.au contains this publication as well as a wide variety of additional information on Departmental activities.

© Commonwealth of Australia 2005

This work is copyright. Apart from any use permitted under the Copyright Act 1968, no part may be reproduced by any process without written permission from the Department of Immigration and Multicultural and Indigenous Affairs (DIMIA). Requests and inquiries concerning reproduction and rights should be addressed to the Assistant Secretary, Migration Branch, DIMIA, PO Box 25, Belconnen, ACT 2616, Australia.

POPULATION GROWTH & INTERNATIONAL MOVEMENT

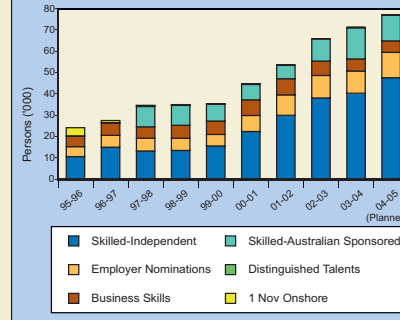
Permanent Additions
1997-98 to 2003-04



Permanent additions to Australia's population were 148,884 in 2003-04, made up of 111,590 permanent arrivals and 37,294 permanent onshore visa grants (ie outcomes in both the Migration and Humanitarian programs).

SKILL MIGRATION

Skill Stream Outcomes

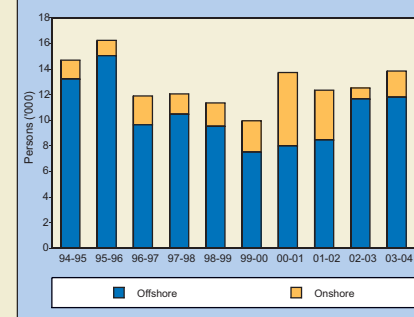


There were 71,240 people granted Skill Stream visas in 2003-04, an increase of 7.9 per cent from 2002-03.

The Skill Stream made up 62.3 per cent of the total Migration program, which is the highest proportion on record.

HUMANITARIAN PROGRAM

Humanitarian Program Outcomes

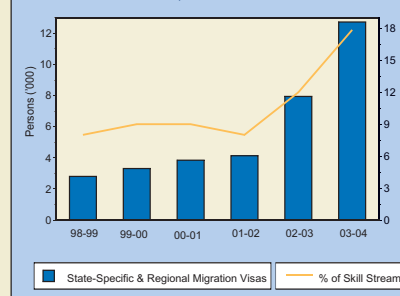


There were 13,851 visas granted under the Humanitarian Program in 2003-04.

Of this number, 788 were Protection Visas granted onshore.

STATE-SPECIFIC AND REGIONAL MIGRATION

State-Specific and Regional Migration
Visa Grants, 1998-99 to 2003-04

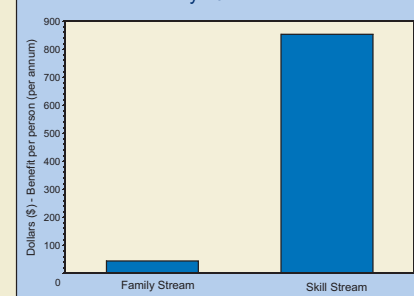


In 2003-04, there were 12,725 visas granted under SSRM initiatives, an increase of over 60 per cent on 2002-03.

This outcome represents nearly 18 per cent of the total Skill Stream in 2003-04.

ECONOMICS OF IMMIGRATION

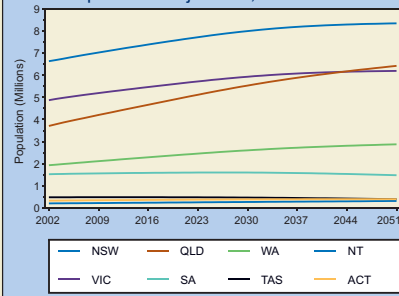
Migration Improves Living Standards
By 2021-22



In 2003-04, 76.7 per cent of migrants who were in the labour force prior to migrating were skilled.

Skilled migrants have a positive impact on Australian living standards and a highly beneficial impact on Commonwealth and State budgets.

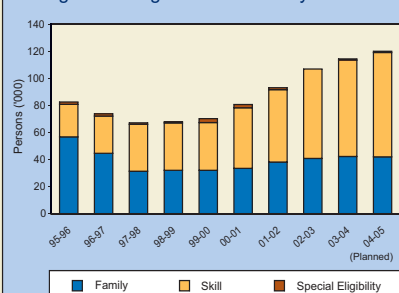
State and Territory
Population Projections, 2002-2051



Projections suggest that Australia's population may be around 26 to 27 million by the middle of this century. Over 75 per cent of Australia's population currently lives in three States: NSW (33.5%); Vic (24.7%) and Qld (19.3%).

MIGRATION PROGRAM

Migration Program Outcomes by Stream

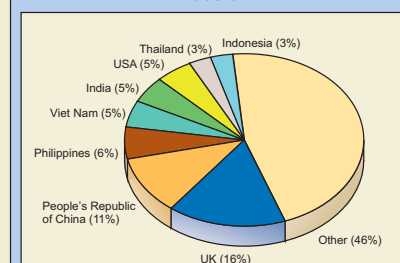


The Migration program for 2003-04 was the largest and most highly skilled in the past decade.

In 2003-04, nearly a third (32.1 per cent) of places in the Migration Program went to people already in the country.

FAMILY MIGRATION

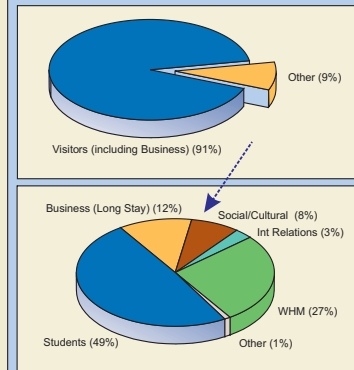
Family Stream Outcomes by
Country of Citizenship
2003-04



There were 42,230 people granted Family Stream visas in 2003-04, an increase of 3.5 per cent on the previous year. Within the Family Stream, the main countries of citizenship were the United Kingdom, the People's Republic of China, the Philippines and Viet Nam.

TEMPORARY ENTRY

Temporary Entry
Visas Issued 2003-04



In 2003-04, over 3.8 million Temporary Entry visas were granted of which the majority were visitors.

A record 171,616 visas were granted to overseas students in 2003-04. International education contributes nearly \$6 billion in export earnings annually.

A record 93,760 Working Holiday visas were granted in 2003-04.