



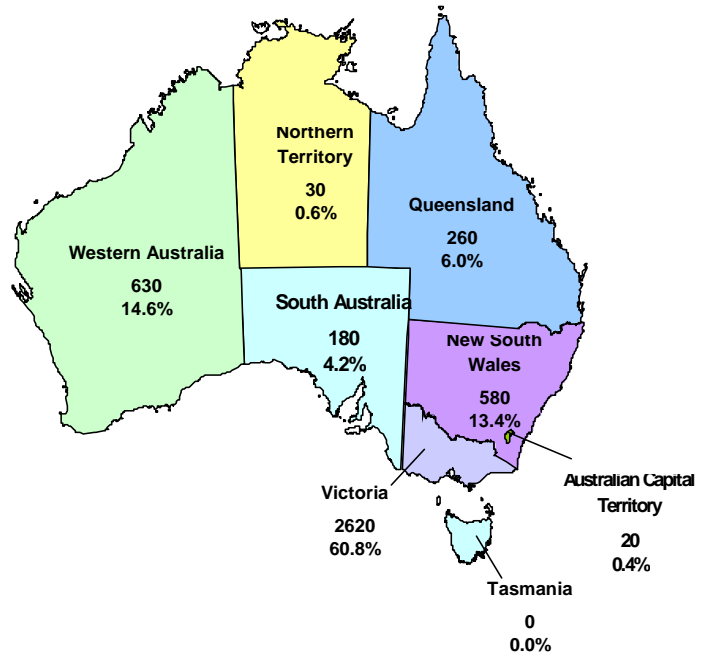
Community Information Summary

Somalia-born

Today

Geographic Distribution

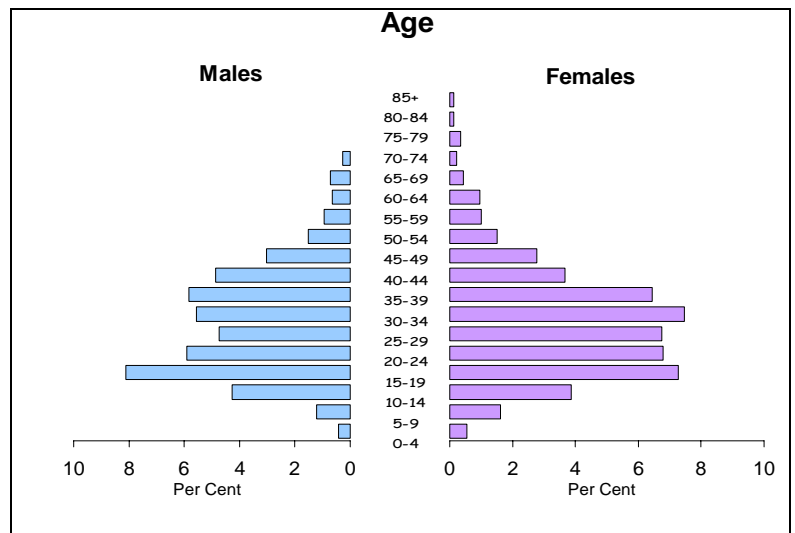
The latest Census in 2006 recorded 4310 Somalia-born people in Australia, an increase of 16.9 per cent from the 2001 Census. The 2006 distribution by state and territory showed Victoria had the largest number with 2620 followed by Western Australia (630), New South Wales (580) and Queensland (260).



Age and Sex

The median age of the Somalia-born in 2006 was 29.3 years compared with 46.8 years for all overseas-born and 37.1 years for the total Australian population. The age distribution showed 11.9 per cent were aged 0-14 years, 28.1 per cent were 15-24 years, 45.3 per cent were 25-44 years, 12.4 per cent were 45-64 years and 2.3 per cent were 65 and over.

Of the Somalia-born in Australia, there were 2070 males (48.1 per cent) and 2240 females (51.9 per cent). The sex ratio was 92.5 males per 100 females.

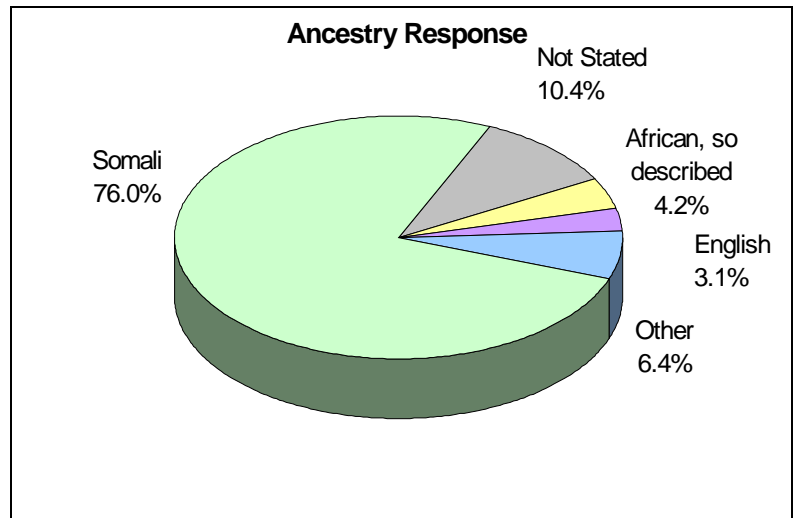


Ancestry

In the 2006 Census, the top three ancestry responses* that Somalia-born people reported were, Somali (3420), Not Stated (470) and African, so described (190).

In the 2006 Census, Australians reported more than 250 different Ancestries. Of the total ancestry responses*, 6430 responses were towards a Somali ancestry.

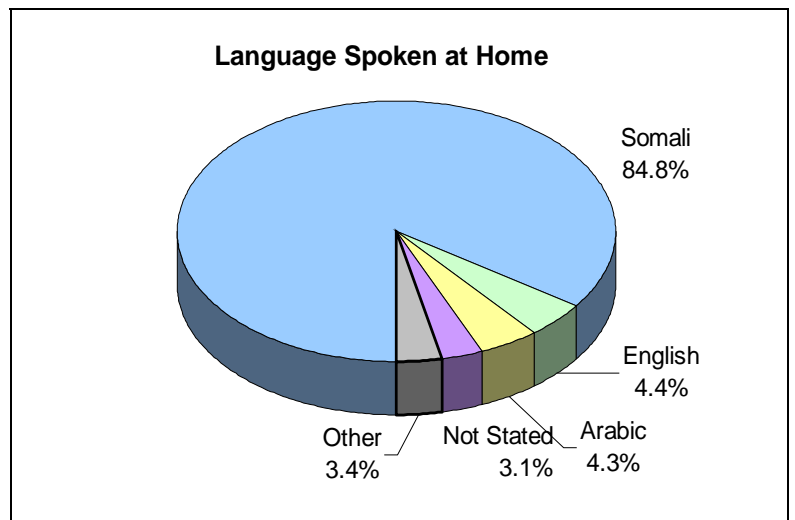
*At the 2006 Census up to two responses per person were allowed for the Ancestry question; therefore providing the total responses and not persons count. The total ancestry responses were 25.5 million.



Language

The main languages spoken at home by Somalia-born people in Australia were Somali (84.8 per cent), English (4.4 per cent) and Arabic (4.3 per cent).

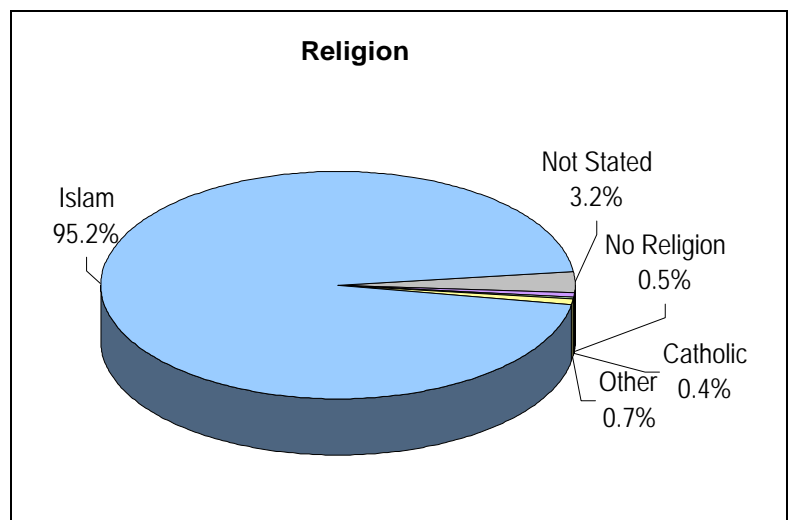
Of the 4060 Somalia-born who spoke a language other than English at home, 80.5 per cent spoke English very well or well and 16.9 per cent spoke English not well or not at all.



Religion

At the 2006 Census the major religious affiliations amongst Somalia-born were Islam (4110 persons), Not Stated (140 persons) and No Religion (20 persons).

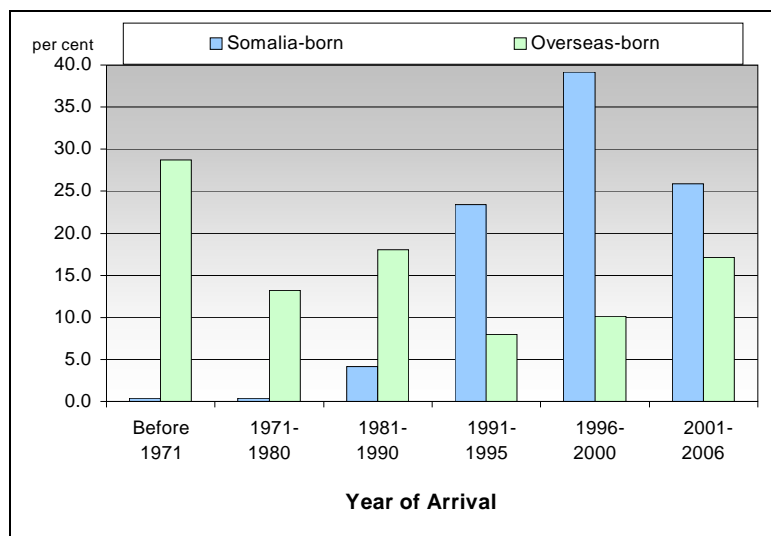
Of the Somalia-born, 0.5 per cent stated 'No Religion', this was lower than that of the total Australian population (18.7 per cent). 3.2 per cent of the Somalia-born did not state a religion.



Arrival

Compared to 67.9 per cent of the total overseas-born population, 28.3 per cent of the Somalia-born people in Australia arrived in Australia prior to 1996.

Among the total Somalia-born in Australia at the 2006 Census, 39.1 per cent arrived between 1996 and 2000 and 25.9 per cent arrived during 2001 and 2006.



Citizenship

At the 2006 Census, the estimated rate of Australian Citizenship for the Somalia-born in Australia was 90.6 per cent. The estimated rate for all overseas-born was 75.6 per cent. This rate includes adjustments for people not meeting the residential requirement for citizenship, temporary entrants to Australia and underenumeration at the Census.

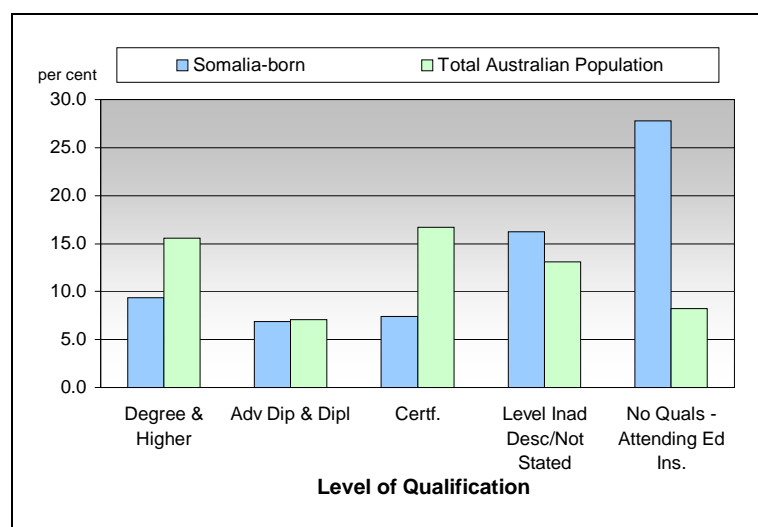
Median Income

At the time of the 2006 Census, the median individual weekly income for the Somalia-born in Australia aged 15 years and over was \$214, compared with \$431 for all overseas-born and \$488 for all Australia-born. The total Australian population had a median individual weekly income of \$466.

Qualifications

At the 2006 Census, 39.9 per cent of the Somalia-born aged 15 years and over had some form of higher non school qualifications compared to 52.5 per cent of the Australian population. Among the Somalia-born, 16.2 per cent had Diploma level or higher* qualifications and 7.4 per cent had Certificate level qualifications. From the Somalia-born, 2190 had no higher non school qualification, of which 48.3 per cent were still attending an educational institution.

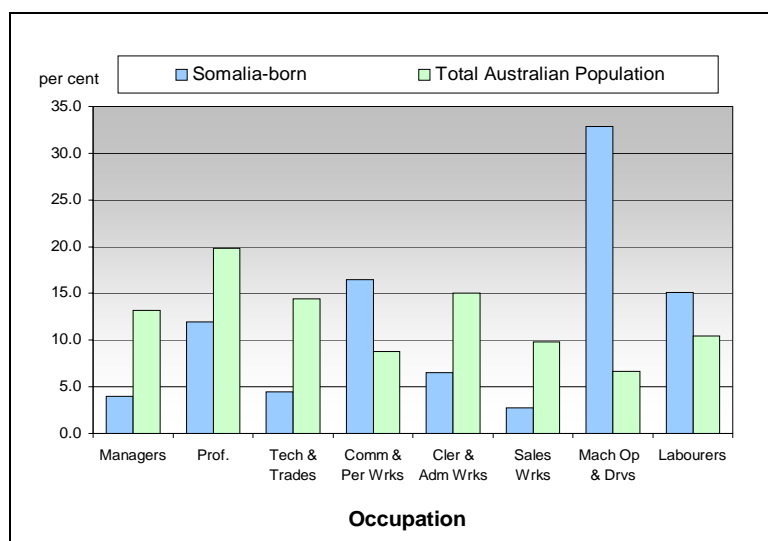
* Diploma level or higher qualification includes Degree level or higher, Advanced Diploma and Diploma level.



Employment

Among Somalia-born people aged 15 years and over, the participation rate in the labour force was 41.7 per cent and the unemployment rate was 30.8 per cent. The corresponding rates in the total Australian population were 64.6 and 5.2 per cent respectively.

Of the 1030 Somalia-born who were employed, 12.9 per cent were employed in a Skill Level 1 occupation, 5.8 per cent in Skill Level 2 and 3.1 per cent in Skill Level 3. The corresponding rates in the total Australian population were 28.7, 10.7 and 15.1 per cent respectively.



Jointly produced by Multicultural Affairs Branch and the Program Statistics and Monitoring Section of DIAC

All data used in this summary is sourced from the Australian Bureau of Statistics Census of Population and Housing. Sources for the Historical Background available at <http://www.immi.gov.au/media/publications/statistics/comm-summ/source.htm>

© Commonwealth of Australia