



Community Information Summary

Fiji-born

Historical Background

Fijians have been in Australia since the late 19th century. By the turn of the 20th century there were 585 Fiji-born people in Australia, the majority of whom were of European Ancestry. By the mid-1950s there were over 2000 Fiji-born persons in Australia.

Fijian migration to Australia became significant in the late 1960s. Many were attracted to Australia by the prospect of better employment, higher wages and improved welfare services. By 1966, over 60 per cent of Fijians living in Australia had settled in Sydney and over the past two decades this pattern of settlement in Sydney has continued.

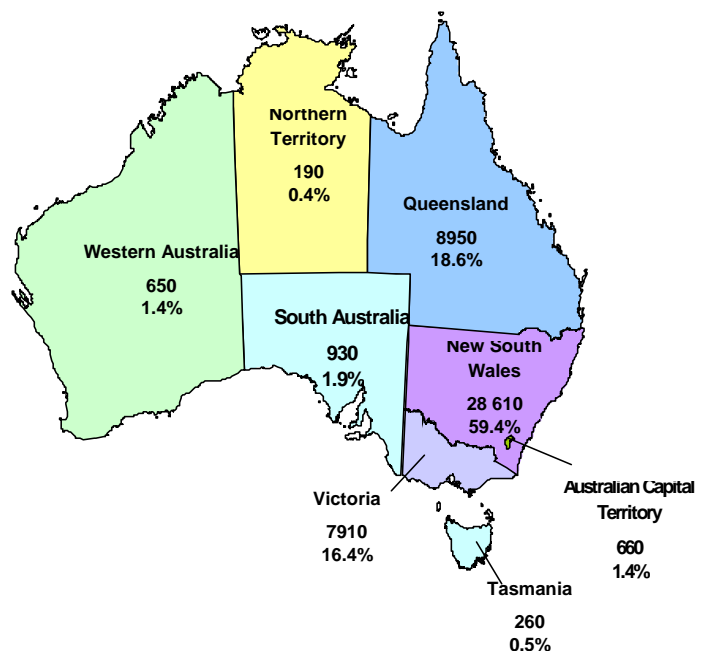
Migration accelerated in the post-independence decade of the 1970s and, by 1986, there were 14 749 Fiji-born in Australia. Following the military coups and political unrest in Fiji in 1987, Australia received an influx of Fijian Indians seeking asylum. In 1987-88 the number of settler arrivals reached a peak of 2980 and by 2001 the Fiji-born population in Australia had increased to 44 040, making up 1.1 per cent of the overseas-born population and 0.2 per cent of the total Australian population

The Fiji-born comprise people of Fijian, Chinese, Indian, European, Rotuman and other ancestries. Most Fijians in Australia are of Indian-Fijian origin. Almost all Fijians are proficient in English. Many of the Indians-Fijians speak Hindi or other Indian languages at home. Fijians tend to retain strong social and economic ties with their relatives in Fiji.

Today

Geographic Distribution

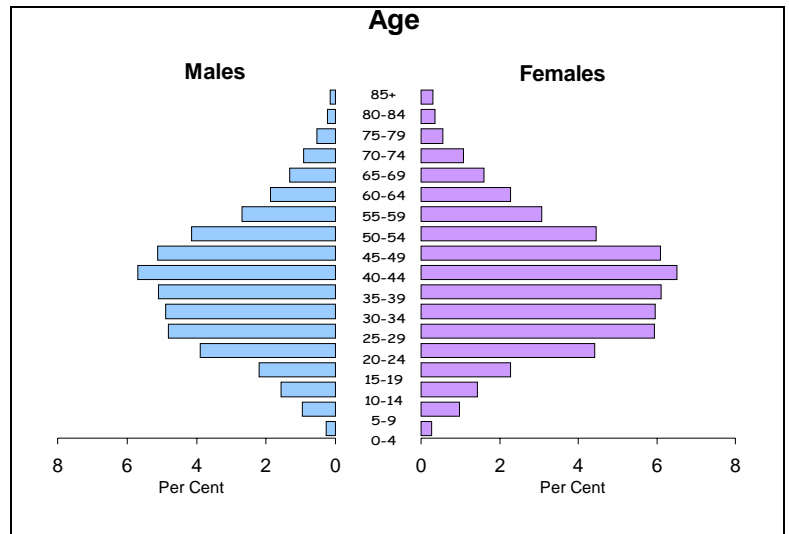
The latest Census in 2006 recorded 48 150 Fiji-born people in Australia, an increase of 9.3 per cent from the 2001 Census. The 2006 distribution by state and territory showed New South Wales had the largest number with 28 610 followed by Queensland (8950), Victoria (7910) and South Australia (930).



Age and Sex

The median age of the Fiji-born in 2006 was 39.5 years compared with 46.8 years for all overseas-born and 37.1 years for the total Australian population. The age distribution showed 5.5 per cent were aged 0-14 years, 12.8 per cent were 15-24 years, 45.0 per cent were 25-44 years, 29.7 per cent were 45-64 years and 7.0 per cent were 65 and over.

Of the Fiji-born in Australia, there were 22 300 males (46.3 per cent) and 25 840 females (53.7 per cent). The sex ratio was 86.3 males per 100 females.

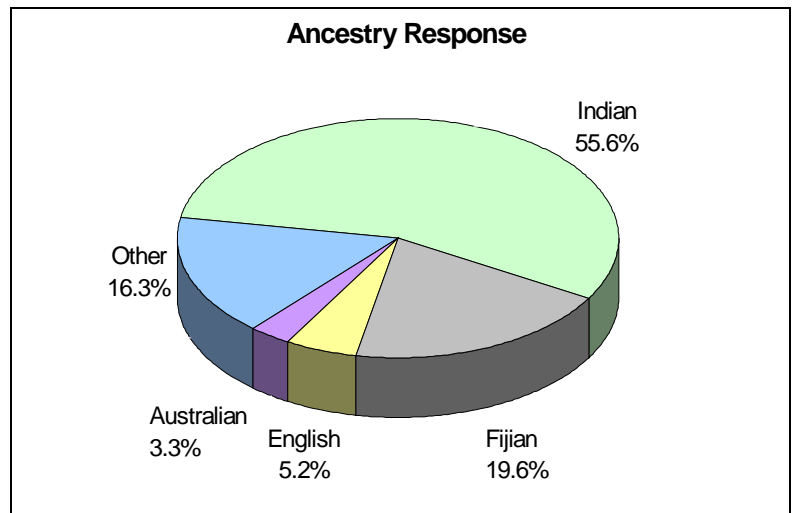


Ancestry

In the 2006 Census, the top three ancestry responses* that Fiji-born people reported were, Indian (29 750), Fijian (10 460) and English (2780).

In the 2006 Census, Australians reported more than 250 different Ancestries. From the total ancestry responses*, 0.1 per cent responded as having a Fijian ancestry.

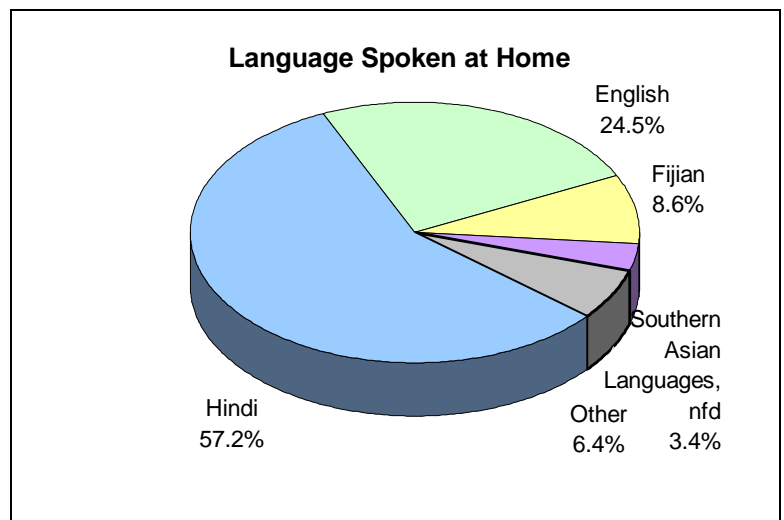
*At the 2006 Census up to two responses per person were allowed for the Ancestry question; therefore providing the total responses and not persons count.



Language

The main languages spoken at home by Fiji-born people in Australia were Hindi (57.2 per cent), English (24.5 per cent) and Fijian (8.6 per cent).

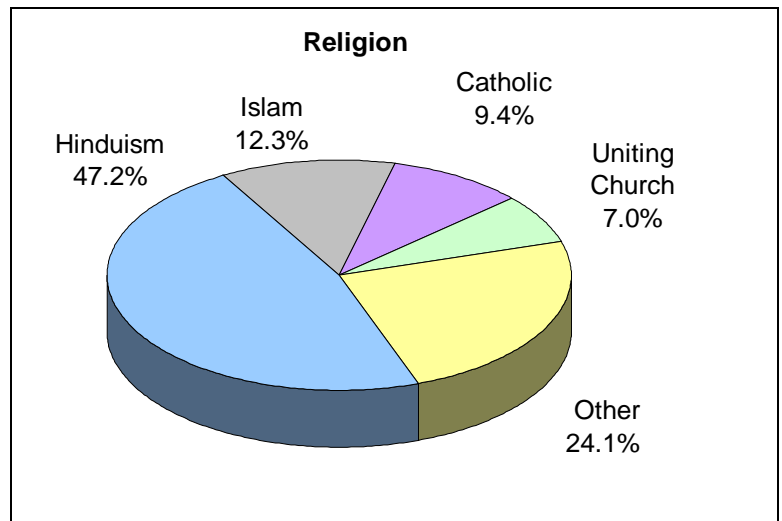
Of the 36 070 Fiji-born who spoke a language other than English at home, 95.4 per cent spoke English very well or well and 3.7 per cent spoke English not well or not at all.



Religion

At the 2006 Census the major religious affiliations amongst Fiji-born were Hinduism (22 730 persons), Islam (5930 persons) and Catholic (4510 persons).

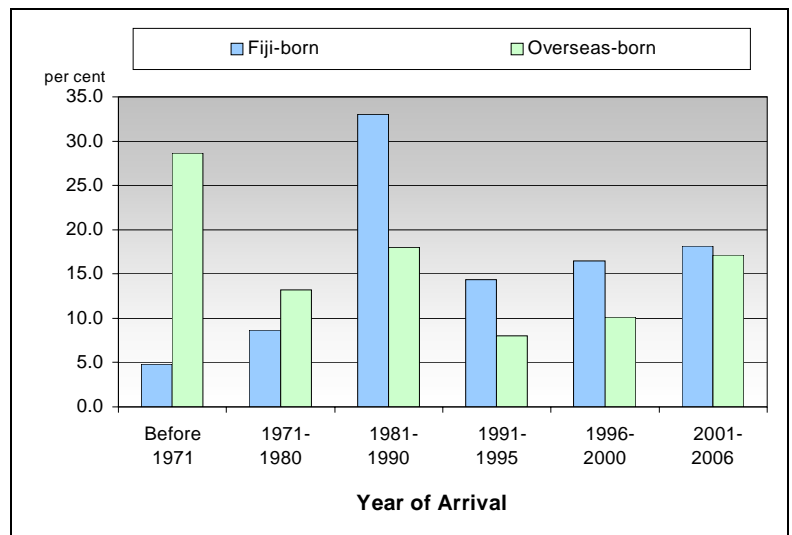
Of the Fiji-born, 4.0 per cent stated 'No Religion', this was lower than that of the total Australian population (18.7 per cent). 3.5 per cent of the Fiji-born did not state a religion.



Arrival

Compared to 67.9 per cent of the total overseas-born population, 60.9 per cent of the Fiji-born people in Australia arrived in Australia prior to 1996.

Among the total Fiji-born in Australia at the 2006 Census, 16.5 per cent arrived between 1996 and 2000 and 18.2 per cent arrived during 2001 and 2006.



Citizenship

At the 2006 Census, the estimated rate of Australian Citizenship for the Fiji-born in Australia was 87.2 per cent. The estimated rate for all overseas-born was 75.6 per cent. This rate includes adjustments for people not meeting the residential requirement for citizenship, temporary entrants to Australia and underenumeration at the Census.

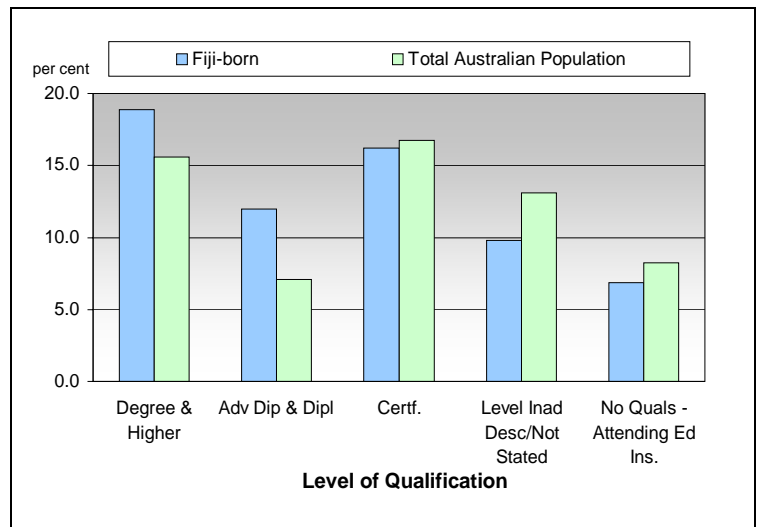
Median Income

At the time of the 2006 Census, the median individual weekly income for the Fiji-born in Australia aged 15 years and over was \$562, compared with \$431 for all overseas-born and \$488 for all Australia-born. The total Australian population had a median individual weekly income of \$466.

Qualifications

At the 2006 Census, 56.9 per cent of the Fiji-born aged 15 years and over had some form of higher non school qualifications compared to 52.5 per cent of the Australian population. Among the Fiji-born, 30.9 per cent had Diploma level or higher* qualifications and 16.2 per cent had Certificate level qualifications. From the Fiji-born, 19 120 had no higher non school qualification, of which 16.3 per cent were still attending an educational institution.

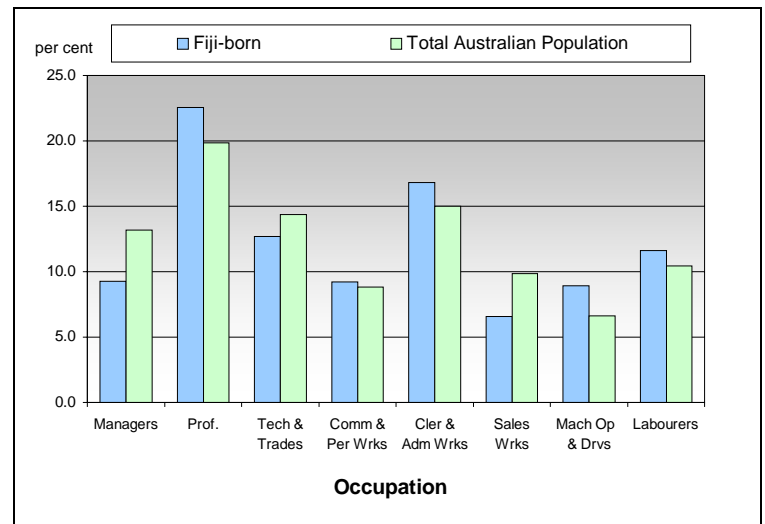
* Diploma level or higher qualification includes Degree level or higher, Advanced Diploma and Diploma level.



Employment

Among Fiji-born people aged 15 years and over, the participation rate in the labour force was 73.0 per cent and the unemployment rate was 6.3 per cent. The corresponding rates in the total Australian population were 64.6 and 5.2 per cent respectively.

Of the 30 470 Fiji-born who were employed, 28.0 per cent were employed in a Skill Level 1 occupation, 9.7 per cent in Skill Level 2 and 11.8 per cent in Skill Level 3. The corresponding rates in the total Australian population were 28.7, 10.7 and 15.1 per cent respectively.



Jointly produced by Multicultural Affairs Branch and the Programme Statistics and Monitoring Section of DIAC

All data used in this summary is sourced from the Australian Bureau of Statistics Census of Population and Housing. Sources for the Historical Background available at <http://www.immi.gov.au/media/publications/statistics/comm-summ/source.htm>

© Commonwealth of Australia