



Community Information Summary

Ethiopia-born

Historical Background

Ethiopia is part of the Horn of Africa, – an area that has been devastated by decades of natural disasters, political unrest, war, drought and famine.

The majority of Ethiopian-born arrived in Australia after 1991. Over the period 2000-2005, approximately 3000 settled in Australia, mainly through the Humanitarian Program followed by Family stream migration.

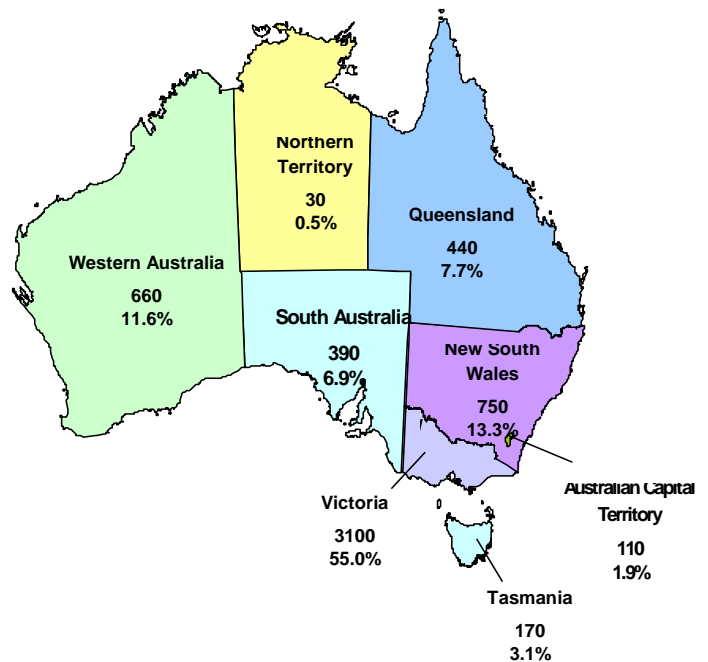
While Ethiopia-born share a common country of birth, there are many differences in ethnicity, language and religion within the community.

There were 3600 Ethiopia-born people in Australia at the 2001 Census, making up 0.1 per cent of the overseas-born population.

Today

Geographic Distribution

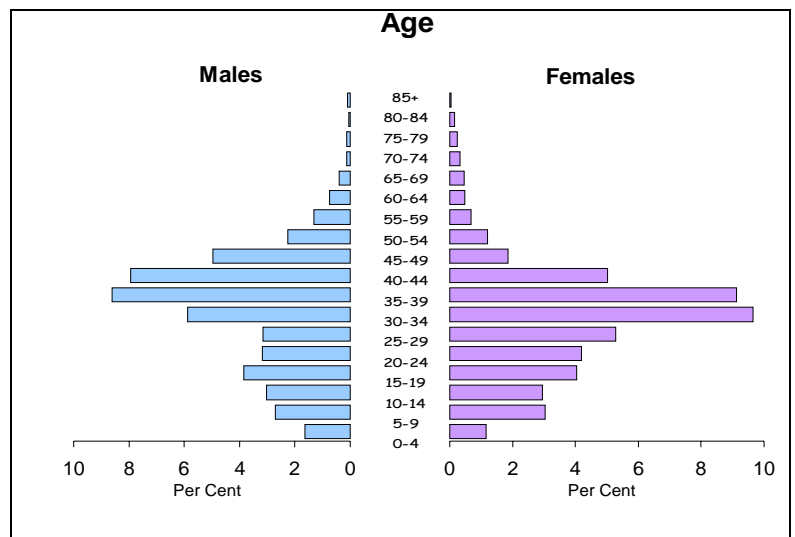
The latest Census in 2006 recorded 5640 Ethiopia-born people in Australia, an increase of 56.7 per cent from the 2001 Census. The 2006 distribution by state and territory showed Victoria had the largest number with 3100 followed by New South Wales (750), Western Australia (660) and Queensland (440).



Age and Sex

The median age of the Ethiopia-born in 2006 was 33.8 years compared with 46.8 years for all overseas-born and 37.1 years for the total Australian population. The age distribution showed 14.5 per cent were aged 0-14 years, 15.3 per cent were 15-24 years, 54.7 per cent were 25-44 years, 13.5 per cent were 45-64 years and 2.1 per cent were 65 and over.

Of the Ethiopia-born in Australia, there were 2820 males (50.1 per cent) and 2810 females (49.9 per cent). The sex ratio was 100.3 males per 100 females.

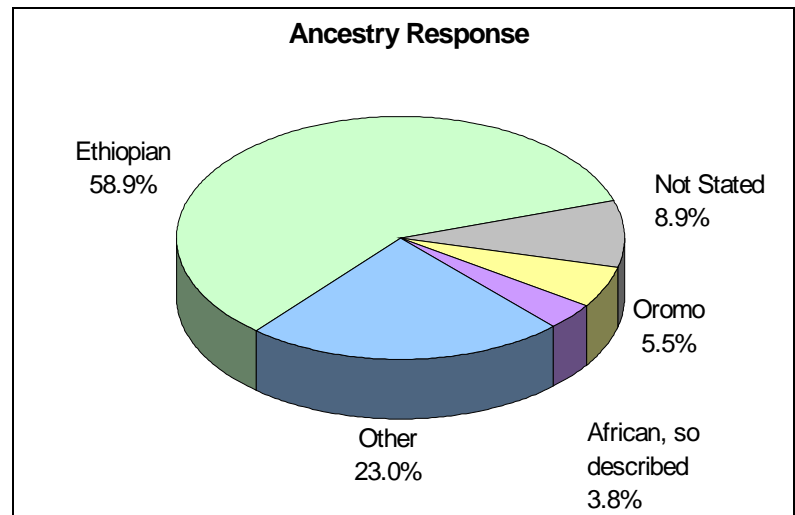


Ancestry

In the 2006 Census, the top three ancestry responses* that Ethiopia-born people reported were, Ethiopian (3580), Not Stated (540) and Oromo (340).

In the 2006 Census, Australians reported more than 250 different Ancestries. Of the total ancestry responses*, 5670 responded as having an Ethiopian ancestry.

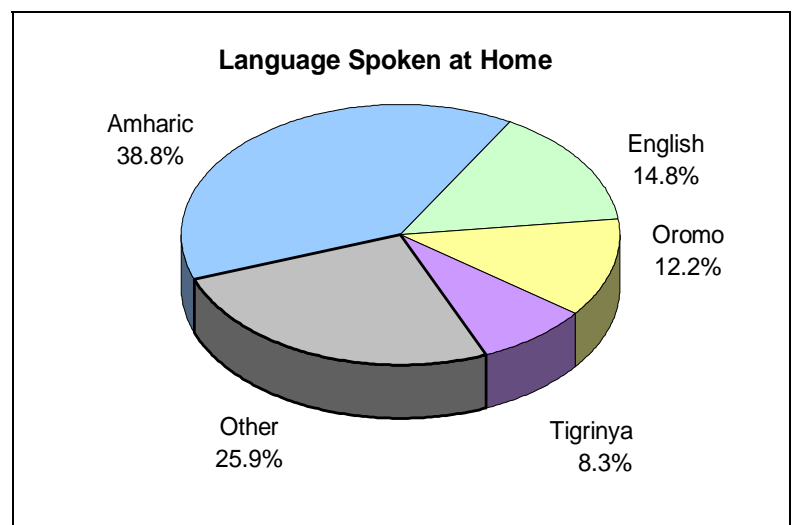
*At the 2006 Census up to two responses per person were allowed for the Ancestry question; therefore providing the total responses and not persons count. The total ancestry responses were 25.5 million.



Language

The main languages spoken at home by Ethiopia-born people in Australia were Amharic (38.8 per cent), English (14.8 per cent) and Oromo (12.2 per cent).

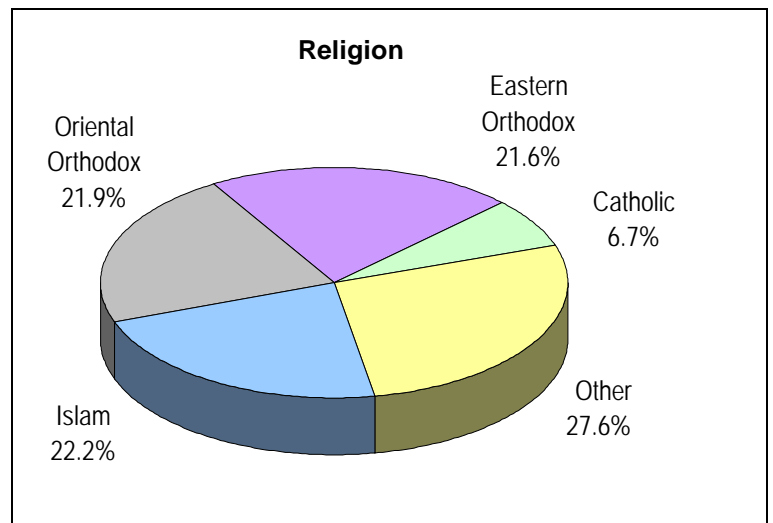
Of the 4760 Ethiopia-born who spoke a language other than English at home, 82.1 per cent spoke English very well or well and 15.7 per cent spoke English not well or not at all.



Religion

At the 2006 Census the major religious affiliations amongst Ethiopia-born were Islam (1250 persons), Oriental Orthodox (1240 persons) and Eastern Orthodox (1210 persons).

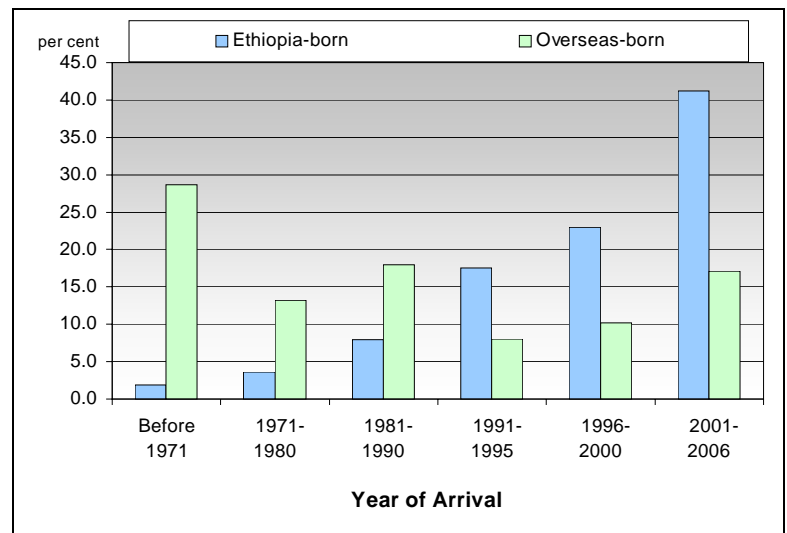
Of the Ethiopia-born, 2.5 per cent stated 'No Religion', this was lower than that of the total Australian population (18.7 per cent). 3.9 per cent of the Ethiopia-born did not state a religion.



Arrival

Compared to 67.9 per cent of the total overseas-born population, 31.0 per cent of the Ethiopia-born people in Australia arrived in Australia prior to 1996.

Among the total Ethiopia-born in Australia at the 2006 Census, 23.0 per cent arrived between 1996 and 2000 and 41.2 per cent arrived during 2001 and 2006.



Citizenship

At the 2006 Census, the estimated rate of Australian Citizenship for the Ethiopia-born in Australia was 85.7 per cent. The estimated rate for all overseas-born was 75.6 per cent. This rate includes adjustments for people not meeting the residential requirement for citizenship, temporary entrants to Australia and underenumeration at the Census.

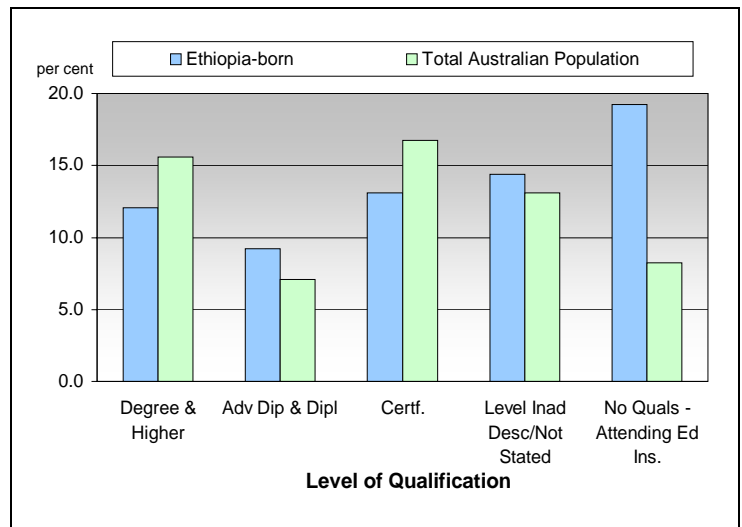
Median Income

At the time of the 2006 Census, the median individual weekly income for the Ethiopia-born in Australia aged 15 years and over was \$342, compared with \$431 for all overseas-born and \$488 for all Australia-born. The total Australian population had a median individual weekly income of \$466.

Qualifications

At the 2006 Census, 48.8 per cent of the Ethiopia-born aged 15 years and over had some form of higher non school qualifications compared to 52.5 per cent of the Australian population. Among the Ethiopia-born, 21.3 per cent had Diploma level or higher* qualifications and 13.1 per cent had Certificate level qualifications. From the Ethiopia-born, 2350 had no higher non school qualification, of which 39.4 per cent were still attending an educational institution.

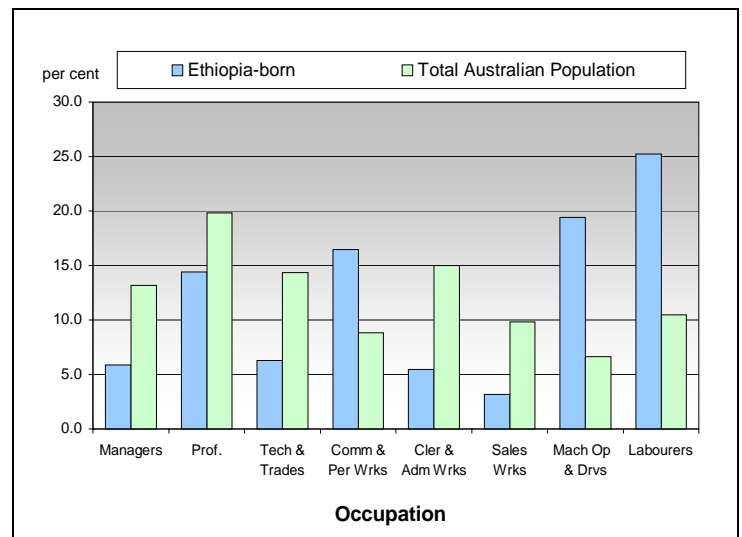
* Diploma level or higher qualification includes Degree level or higher, Advanced Diploma and Diploma level.



Employment

Among Ethiopia-born people aged 15 years and over, the participation rate in the labour force was 59.4 per cent and the unemployment rate was 13.7 per cent. The corresponding rates in the total Australian population were 64.6 and 5.2 per cent respectively.

Of the 2350 Ethiopia-born who were employed, 17.9 per cent were employed in a Skill Level 1 occupation, 6.2 per cent in Skill Level 2 and 4.9 per cent in Skill Level 3. The corresponding rates in the total Australian population were 28.7, 10.7 and 15.1 per cent respectively.



Jointly produced by Multicultural Affairs Branch and the Program Statistics and Monitoring Section of DIAC
 All data used in this summary is sourced from the Australian Bureau of Statistics Census of Population and Housing.
 Sources for the Historical Background available at <http://www.immi.gov.au/media/publications/statistics/comm-summ/source.htm>

© Commonwealth of Australia