



Community Information Summary

Egypt-born

Historical Background

According to the 1901 Census, there were 108 Egypt-born people living in Australia. This number had increased to 803 by 1947. Many of the Egypt-born migrants who settled in Australia after the Second World War were of Italian, Maltese, Greek and Armenian descent.

By 1954, there were more than 8000 Egypt-born people living in Australia. This increase was due in large part to Egypt's attainment of independence in 1953 and the pan-Arabist policies adopted by its government, which led to dramatic social, economic and political unrest. This unrest was felt most acutely by the Coptic Christians and other minority groups.

Significant numbers of Coptic Christians continued to migrate to Australia during the 1960s, partly as a result of the 1967 war with Israel. Egyptian migrants to Australia at this time included some of the relatively privileged members of Egypt's pre-independence society.

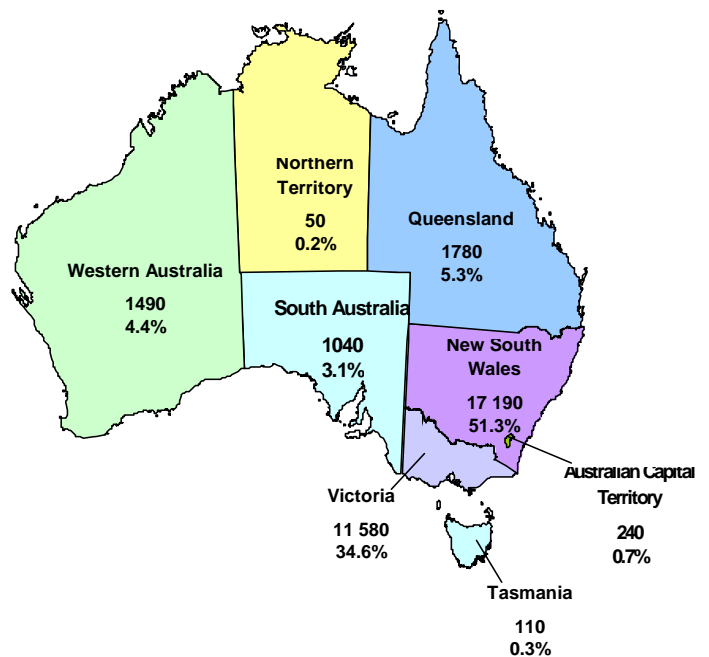
Following independence, there was a shortage of skilled employment opportunities in Egypt. As a result, many of the migrants who came to Australia during this time came from urban centres and were highly educated, and some were able to practise their professions in Australia.

The Egypt-born population reached 28 230 in 1971 and by 2001 had increased to 33 370. In 2001, the Egypt-born made up 0.8 per cent of the overseas-born population.

Today

Geographic Distribution

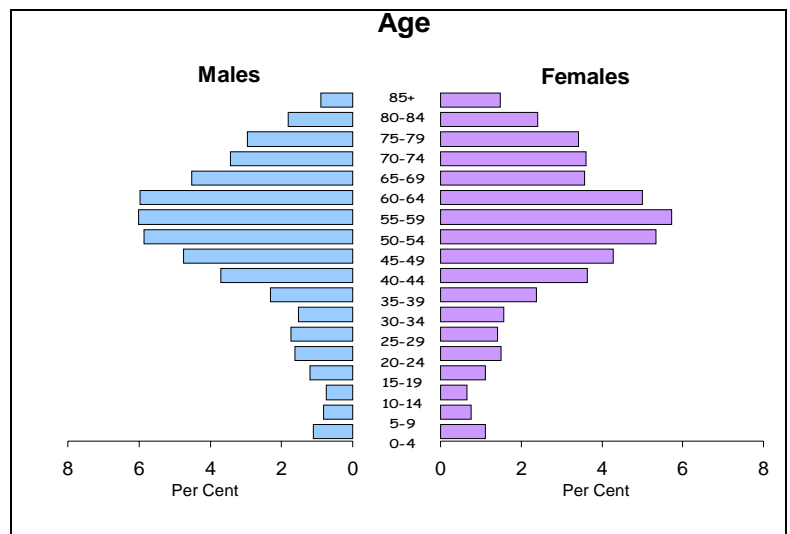
The latest Census in 2006 recorded 33 490 Egypt-born people in Australia which is similar to the 2001 Census. The 2006 distribution by state and territory showed New South Wales had the largest number with 17 190 followed by Victoria (11 580), Queensland (1780) and Western Australia (1490).



Age and Sex

The median age of the Egypt-born in 2006 was 55.4 years compared with 46.8 years for all overseas-born and 37.1 years for the total Australian population. The age distribution showed 5.2 per cent were aged 0-14 years, 5.4 per cent were 15-24 years, 18.3 per cent were 25-44 years, 43.0 per cent were 45-64 years and 28.1 per cent were 65 and over.

Of the Egypt-born in Australia, there were 17 100 males (51.0 per cent) and 16 400 females (49.0 per cent). The sex ratio was 104.3 males per 100 females.

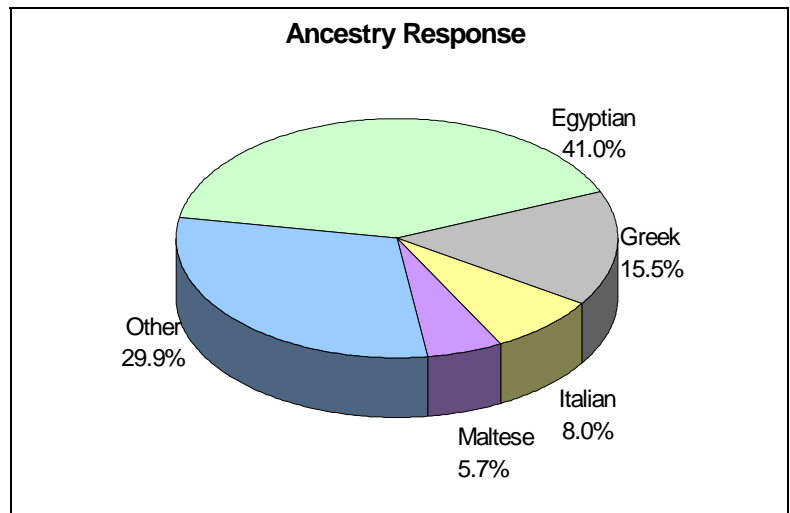


Ancestry

In the 2006 Census, the top three ancestry responses* that Egypt-born people reported were, Egyptian (15 540), Greek (5870) and Italian (3020).

In the 2006 Census, Australians reported more than 250 different Ancestries. From the total ancestry responses*, 0.1 per cent responded as having an Egyptian ancestry.

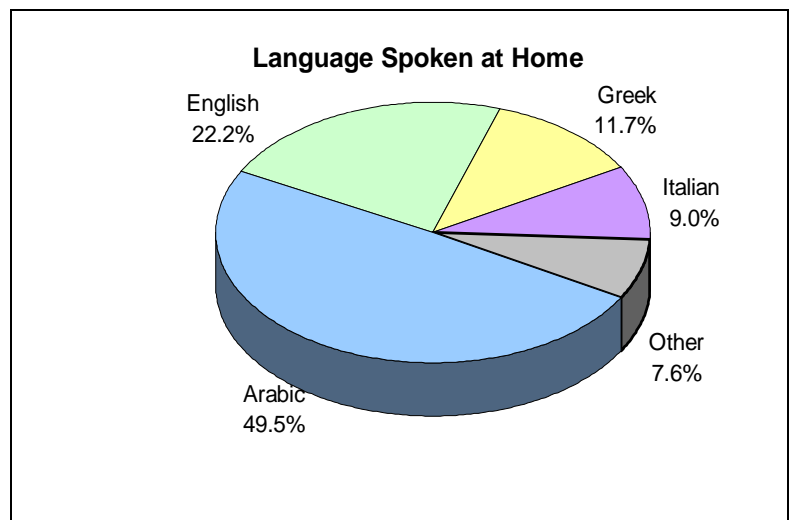
*At the 2006 Census up to two responses per person were allowed for the Ancestry question, therefore providing the total responses and not persons count.



Language

The main languages spoken at home by Egypt-born people in Australia were Arabic (49.5 per cent), English (22.2 per cent) and Greek (11.7 per cent).

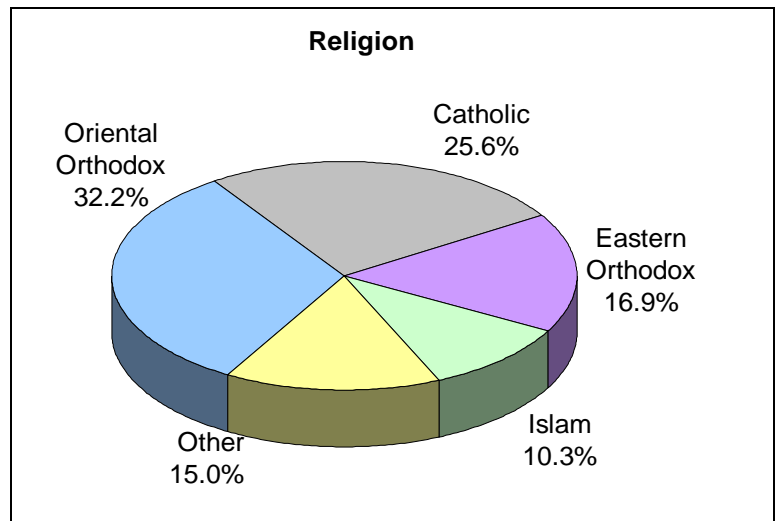
Of the 25 930 Egypt-born who spoke a language other than English at home, 87.1 per cent spoke English very well or well and 12.0 per cent spoke English not well or not at all.



Religion

At the 2006 Census, the major religious affiliations amongst Egypt-born were Oriental Orthodox (10 770 persons), Catholic (8570 persons) and Eastern Orthodox (5680 persons).

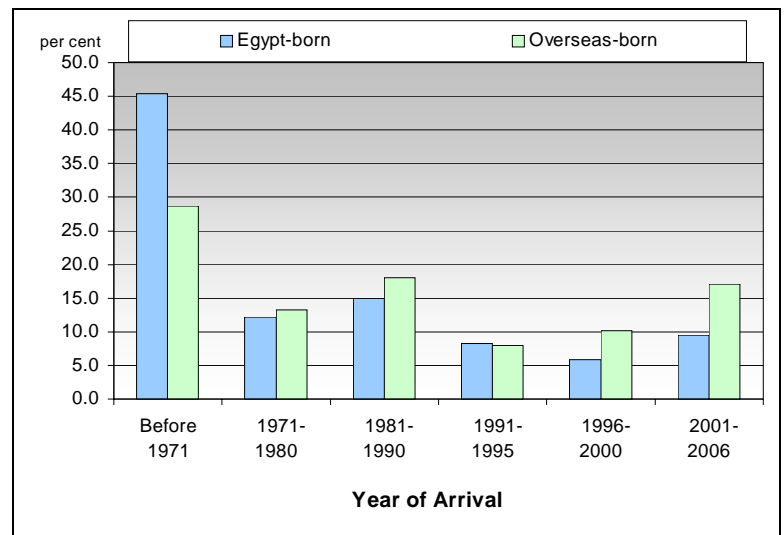
Of the Egypt-born, 2.4 per cent stated 'No Religion', this was lower than that of the total Australian population (18.7 per cent). 2.8 per cent of the Egypt-born did not state a religion.



Arrival

Compared to 67.9 per cent of the total overseas-born population, 80.8 per cent of the Egypt-born people in Australia arrived in Australia prior to 1996.

Among the total Egypt-born in Australia at the 2006 Census, 5.8 per cent arrived between 1996 and 2000 and 9.5 per cent arrived during 2001 and 2006.



Citizenship

At the 2006 Census, the estimated rate of Australian Citizenship for the Egypt-born in Australia was 95.6 per cent. The estimated rate for all overseas-born was 75.6 per cent. This rate includes adjustments for people not meeting the residential requirement for citizenship, temporary entrants to Australia and underenumeration at the Census.

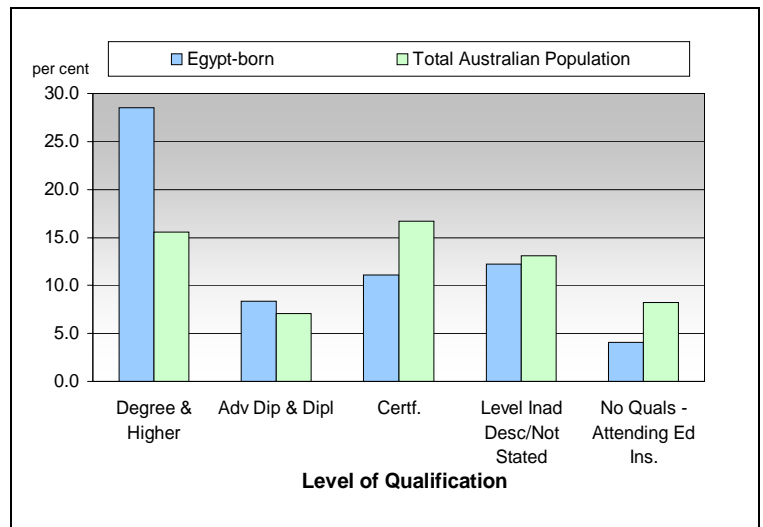
Median Income

At the time of the 2006 Census, the median individual weekly income for the Egypt-born in Australia aged 15 years and over was \$365, compared with \$431 for all overseas-born and \$488 for all Australia-born. The total Australian population had a median individual weekly income of \$466.

Qualifications

At the 2006 Census, 60.2 per cent of the Egypt-born aged 15 years and over had some form of higher non school qualifications compared to 52.5 per cent of the Australian population. Among the Egypt-born, 36.8 per cent had Diploma level or higher* qualifications and 11.1 per cent had Certificate level qualifications. From the Egypt-born, 12 340 had no higher non school qualification, of which 10.5 per cent were still attending an educational institution.

* Diploma level or higher qualification includes Degree level or higher, Advanced Diploma and Diploma level.



Employment

Among Egypt-born people aged 15 years and over, the participation rate in the labour force was 50.4 per cent and the unemployment rate was 6.2 per cent. The corresponding rates in the total Australian population were 64.6 and 5.2 per cent respectively.

Of the 14 580 Egypt-born who were employed, 37.0 per cent were employed in a Skill Level 1 occupation, 10.7 per cent in Skill Level 2 and 9.4 per cent in Skill Level 3. The corresponding rates in the total Australian population were 28.7, 10.7 and 15.1 per cent respectively.

