



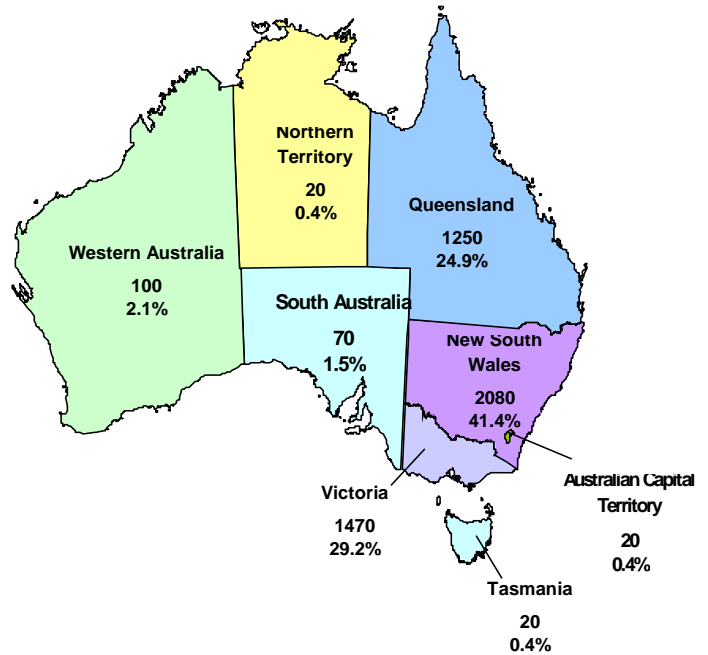
# Community Information Summary

## Cook Islands-born

### Today

#### Geographic Distribution

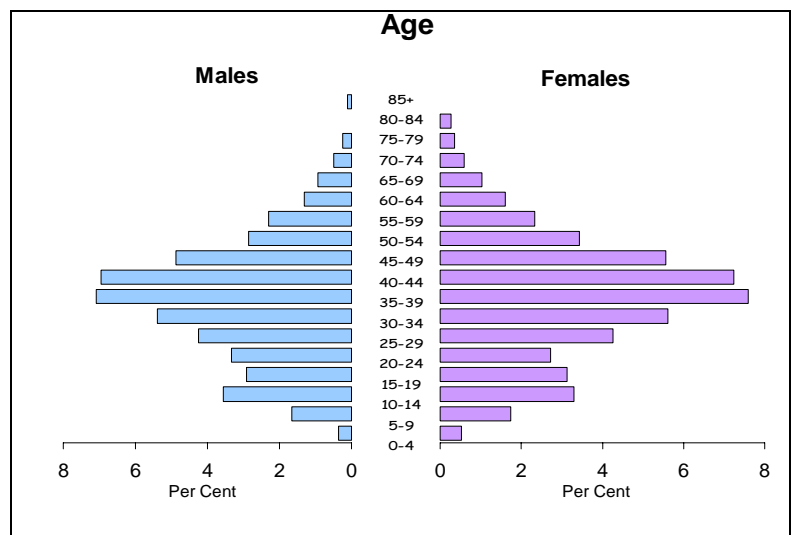
The latest Census in 2006 recorded 5030 Cook Islands-born people in Australia, an increase of 6.4 per cent from the 2001 Census. The 2006 distribution by state and territory showed New South Wales had the largest number with 2080 followed by Victoria (1470), Queensland (1250) and Western Australia (100).



#### Age and Sex

The median age of the Cook Islands-born in 2006 was 37.5 years compared with 46.8 years for all overseas-born and 37.1 years for the total Australian population. The age distribution showed 11.1 per cent were aged 0-14 years, 12.1 per cent were 15-24 years, 48.4 per cent were 25-44 years, 24.3 per cent were 45-64 years and 4.1 per cent were 65 and over.

Of the Cook Islands-born in Australia, there were 2450 males (48.7 per cent) and 2580 females (51.3 per cent). The sex ratio was 94.8 males per 100 females.

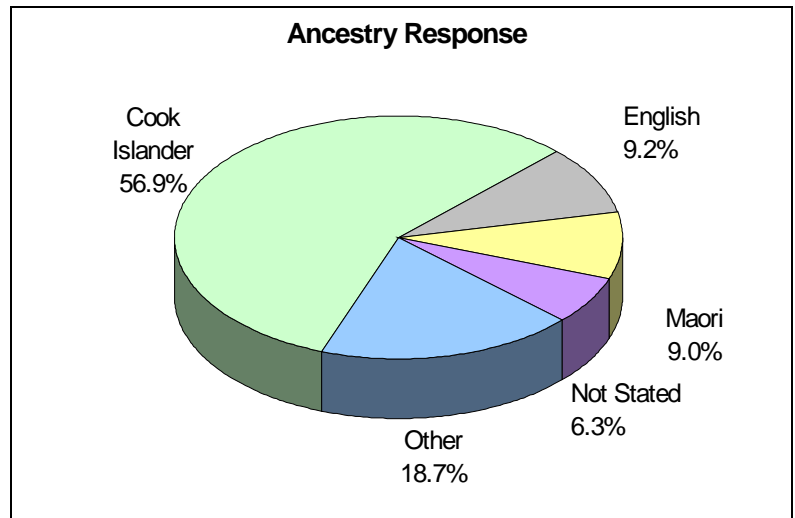


## Ancestry

In the 2006 Census, the top three ancestry responses\* that Cook Islands-born people reported were, Cook Islander (3390), English (550) and Maori (540).

In the 2006 Census, Australians reported more than 250 different Ancestries. Of the total ancestry responses\*, 11 410 responses were towards a Cook Islander ancestry.

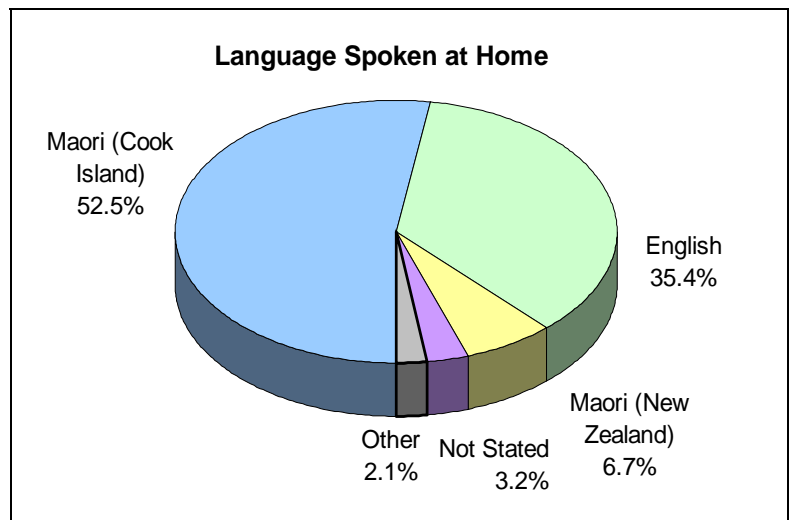
\*At the 2006 Census up to two responses per person were allowed for the Ancestry question; therefore providing the total responses and not persons count. The total ancestry responses were 25.5 million.



## Language

The main languages spoken at home by Cook Islands-born people in Australia were Maori (Cook Island) (52.5 per cent), English (35.4 per cent) and Maori (New Zealand) (6.7 per cent).

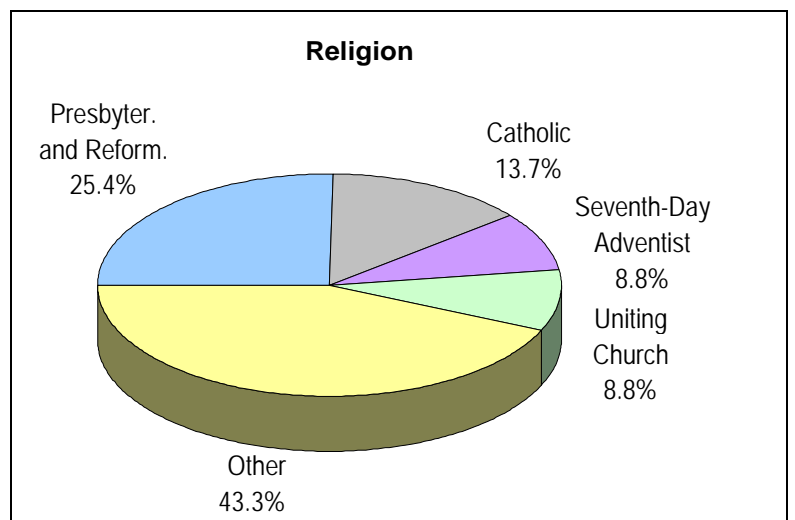
Of the 3190 Cook Islands-born who spoke a language other than English at home, 91.8 per cent spoke English very well or well and 6.0 per cent spoke English not well or not at all.



## Religion

At the 2006 Census the major religious affiliations amongst Cook Islands-born were Presbyterian and Reformed (1280 persons), Catholic (690 persons), Seventh-Day Adventist (440 persons) and Uniting Church (440 persons).

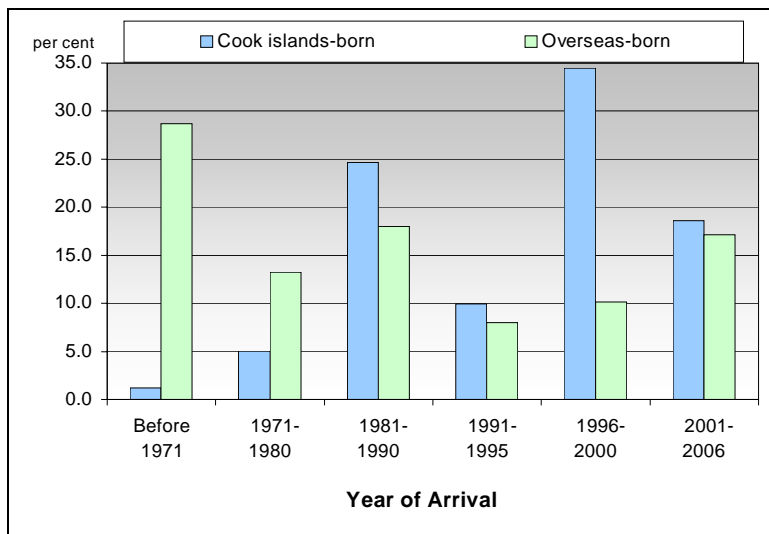
Of the Cook Islands-born, 6.0 per cent stated 'No Religion', this was lower than that of the total Australian population (18.7 per cent). 5.7 per cent of the Cook Islands-born did not state a religion.



## Arrival

Compared to 67.9 per cent of the total overseas-born population, 40.8 per cent of the Cook Islands-born people in Australia arrived in Australia prior to 1996.

Among the total Cook Islands-born in Australia at the 2006 Census, 34.5 per cent arrived between 1996 and 2000 and 18.6 per cent arrived during 2001 and 2006.



## Citizenship

At the 2006 Census, the estimated rate of Australian Citizenship for the Cook Islands-born in Australia was 31.6 per cent. The estimated rate for all overseas-born was 75.6 per cent. This rate includes adjustments for people not meeting the residential requirement for citizenship, temporary entrants to Australia and underenumeration at the Census.

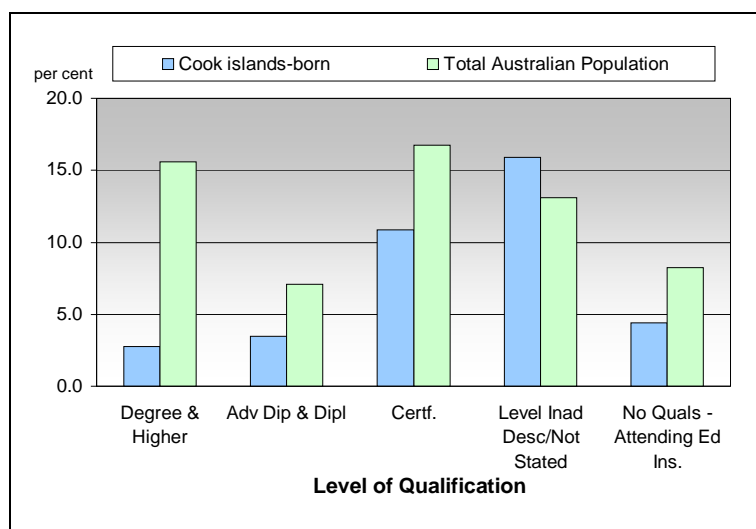
## Median Income

At the time of the 2006 Census, the median individual weekly income for the Cook Islands-born in Australia aged 15 years and over was \$485, compared with \$431 for all overseas-born and \$488 for all Australia-born. The total Australian population had a median individual weekly income of \$466.

## Qualifications

At the 2006 Census, 33.0 per cent of the Cook Islands-born aged 15 years and over had some form of higher non school qualifications compared to 52.5 per cent of the Australian population. Among the Cook Islands-born, 6.2 per cent had Diploma level or higher\* qualifications and 10.9 per cent had Certificate level qualifications. From the Cook Islands-born, 2880 had no higher non school qualification, of which 6.8 per cent were still attending an educational institution.

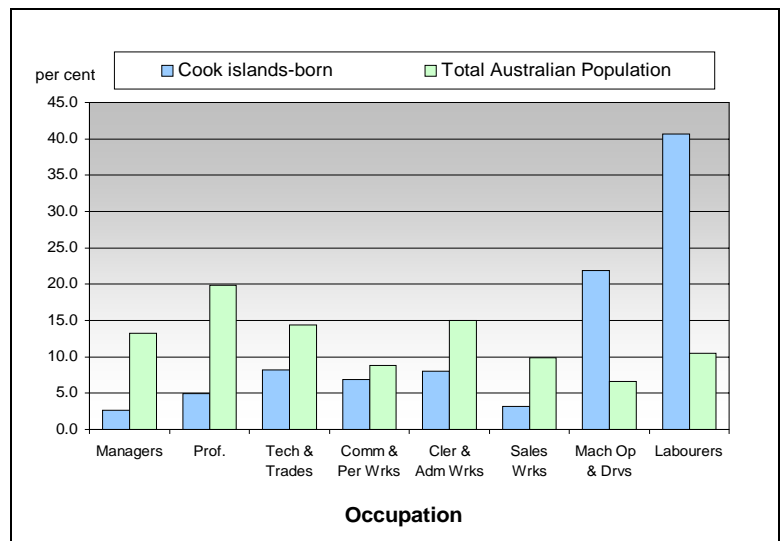
\* Diploma level or higher qualification includes Degree level or higher, Advanced Diploma and Diploma level.



## Employment

Among Cook Islands-born people aged 15 years and over, the participation rate in the labour force was 66.8 per cent and the unemployment rate was 9.6 per cent. The corresponding rates in the total Australian population were 64.6 and 5.2 per cent respectively.

Of the 2570 Cook Islands-born who were employed, 6.5 per cent were employed in a Skill Level 1 occupation, 4.0 per cent in Skill Level 2 and 8.1 per cent in Skill Level 3. The corresponding rates in the total Australian population were 28.7, 10.7 and 15.1 per cent respectively.



Jointly produced by Multicultural Affairs Branch and the Program Statistics and Monitoring Section of DIAC

All data used in this summary is sourced from the Australian Bureau of Statistics Census of Population and Housing. Sources for the Historical Background available at <http://www.immi.gov.au/media/publications/statistics/comm-summm/source.htm>

© Commonwealth of Australia