



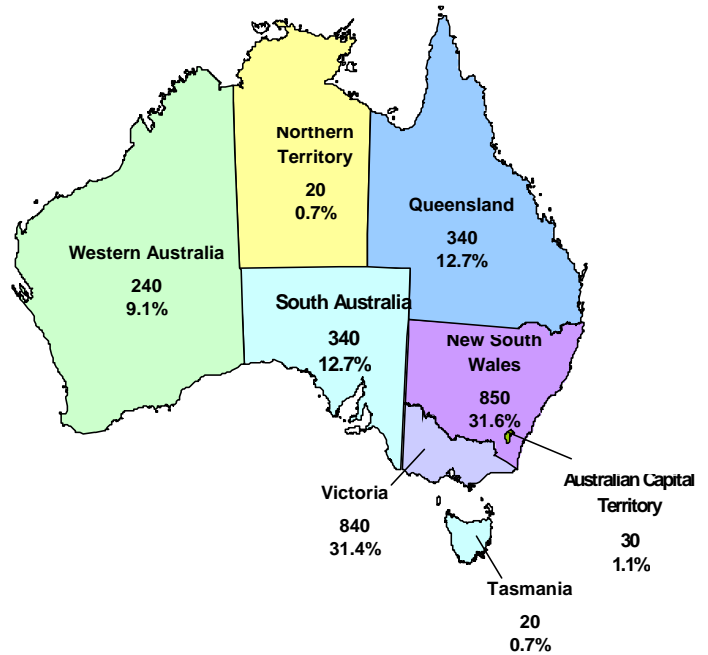
# Community Information Summary

## Bulgaria-born

### Today

#### Geographic Distribution

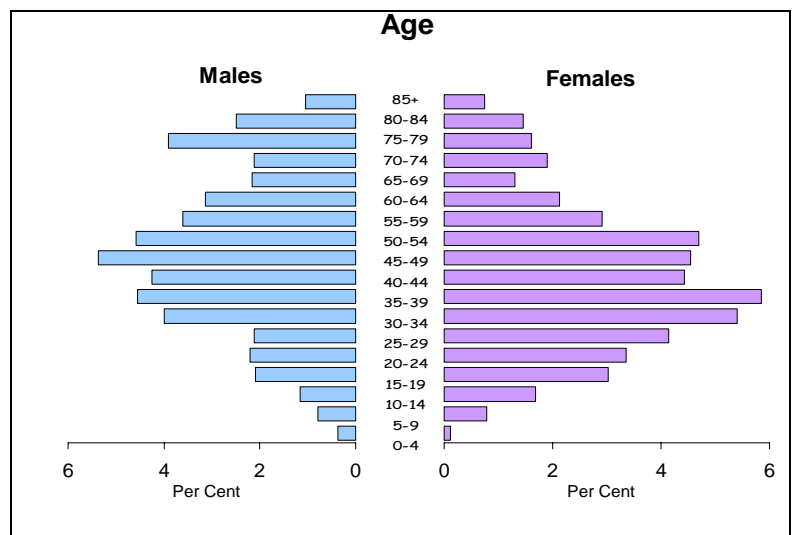
The latest Census in 2006 recorded 2680 Bulgaria-born people in Australia, an increase of 4.7 per cent from the 2001 Census. The 2006 distribution by state and territory showed New South Wales had the largest number with 850 followed by Victoria (840), Queensland (340) and South Australia (340).



#### Age and Sex

The median age of the Bulgaria-born in 2006 was 44.8 years compared with 46.8 years for all overseas-born and 37.1 years for the total Australian population. The age distribution showed 4.9 per cent were aged 0-14 years, 10.7 per cent were 15-24 years, 34.7 per cent were 25-44 years, 31.0 per cent were 45-64 years and 18.7 per cent were 65 and over.

Of the Bulgaria-born in Australia, there were 1340 males (49.9 per cent) and 1343 females (50.1 per cent). The sex ratio was 99.8 males per 100 females.

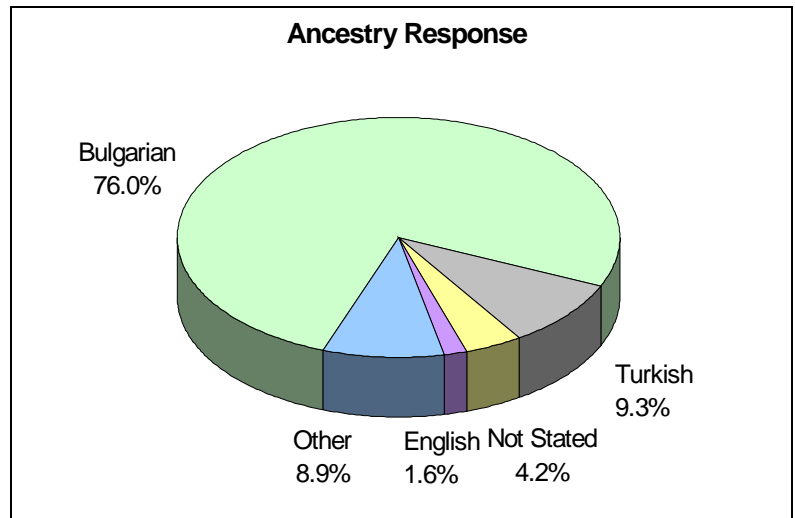


## Ancestry

In the 2006 Census, the top three ancestry responses\* that Bulgaria-born people reported were, Bulgarian (2180), Turkish (270) and Not Stated (120).

In the 2006 Census, Australians reported more than 250 different Ancestries. Of the total ancestry responses\*, 4870 responses were towards a Bulgarian ancestry.

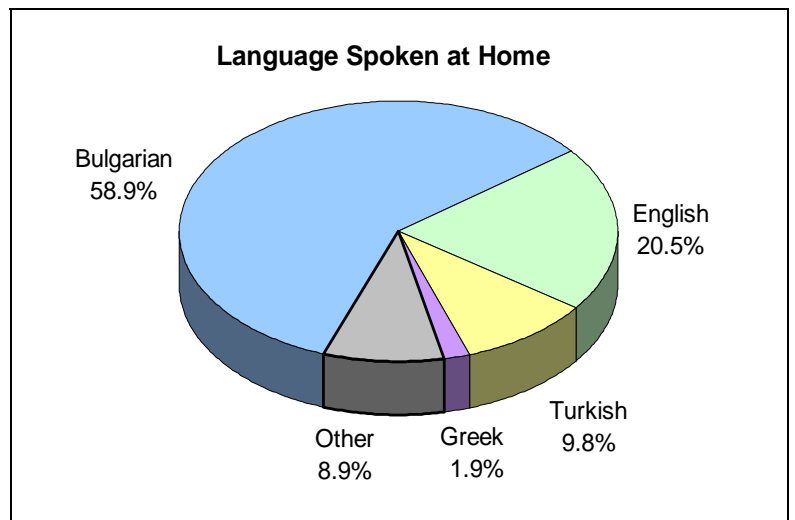
\*At the 2006 Census up to two responses per person were allowed for the Ancestry question; therefore providing the total responses and not persons count. The total ancestry responses were 25.5 million.



## Language

The main languages spoken at home by Bulgaria-born people in Australia were Bulgarian (58.9 per cent), English (20.5 per cent) and Turkish (9.8 per cent).

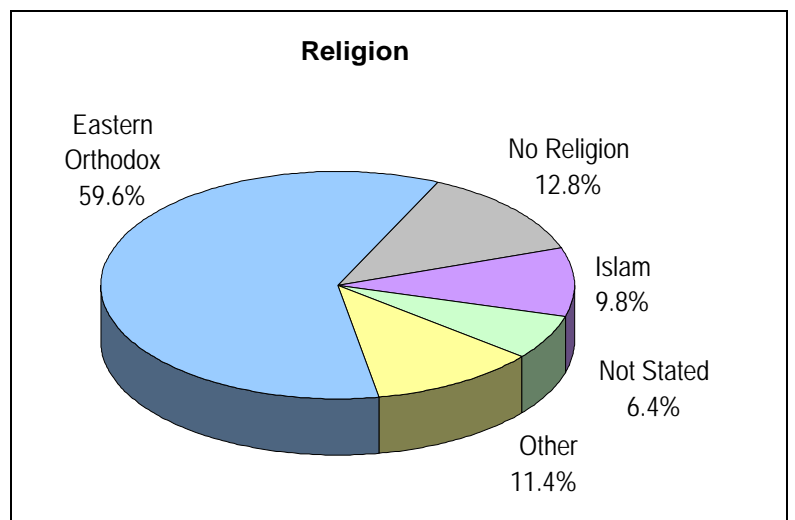
Of the 2110 Bulgaria-born who spoke a language other than English at home, 87.6 per cent spoke English very well or well and 11.8 per cent spoke English not well or not at all.



## Religion

At the 2006 Census the major religious affiliations amongst Bulgaria-born were Eastern Orthodox (1590 persons), No Religion (340 persons) and Islam (260 persons).

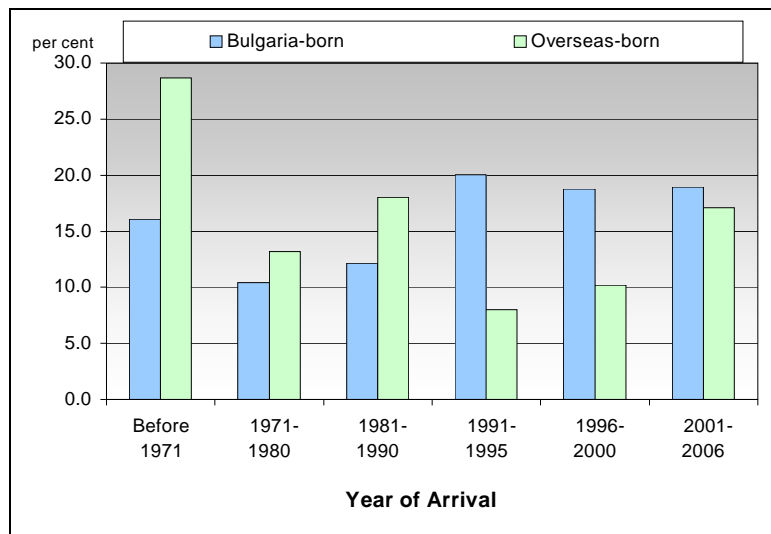
Of the Bulgaria-born, 12.8 per cent stated 'No Religion', this was lower than that of the total Australian population (18.7 per cent). 6.4 per cent of the Bulgaria-born did not state a religion.



## Arrival

Compared to 67.9 per cent of the total overseas-born population, 58.7 per cent of the Bulgaria-born people in Australia arrived in Australia prior to 1996.

Among the total Bulgaria-born in Australia at the 2006 Census, 18.7 per cent arrived between 1996 and 2000 and 18.9 per cent arrived during 2001 and 2006.



## Citizenship

At the 2006 Census, the estimated rate of Australian Citizenship for the Bulgaria-born in Australia was 91.9 per cent. The estimated rate for all overseas-born was 75.6 per cent. This rate includes adjustments for people not meeting the residential requirement for citizenship, temporary entrants to Australia and underenumeration at the Census.

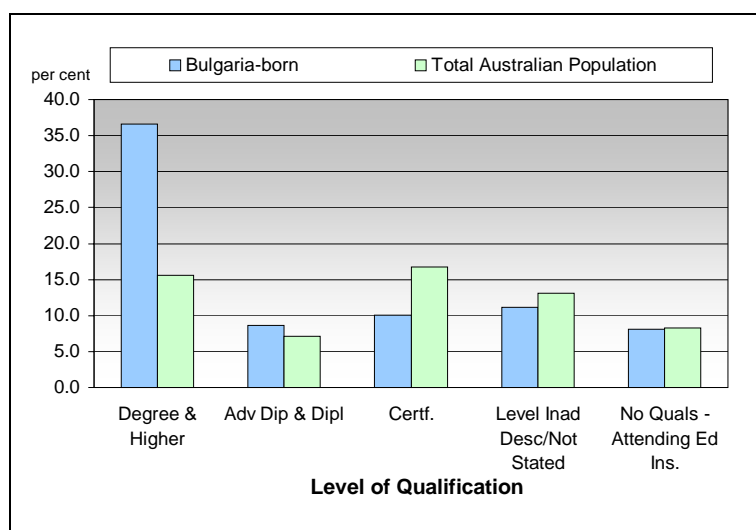
## Median Income

At the time of the 2006 Census, the median individual weekly income for the Bulgaria-born in Australia aged 15 years and over was \$448, compared with \$431 for all overseas-born and \$488 for all Australia-born. The total Australian population had a median individual weekly income of \$466.

## Qualifications

At the 2006 Census, 66.5 per cent of the Bulgaria-born aged 15 years and over had some form of higher non school qualifications compared to 52.5 per cent of the Australian population. Among the Bulgaria-born, 45.2 per cent had Diploma level or higher\* qualifications and 10.1 per cent had Certificate level qualifications. From the Bulgaria-born, 840 had no higher non school qualification, of which 24.8 per cent were still attending an educational institution.

\* Diploma level or higher qualification includes Degree level or higher, Advanced Diploma and Diploma level.



## Employment

Among Bulgaria-born people aged 15 years and over, the participation rate in the labour force was 60.5 per cent and the unemployment rate was 7.2 per cent. The corresponding rates in the total Australian population were 64.6 and 5.2 per cent respectively.

Of the 1400 Bulgaria-born who were employed, 42.3 per cent were employed in a Skill Level 1 occupation, 9.7 per cent in Skill Level 2 and 12.4 per cent in Skill Level 3. The corresponding rates in the total Australian population were 28.7, 10.7 and 15.1 per cent respectively.

